



**ATMIYA  
UNIVERSITY**

**IoT FOR HEALTHY ECO-SYSTEM**

A Thesis  
Submitted to the  
Atmiya University,  
For the Degree of

**DOCTOR OF PHILOSOPHY**

in

**ENGINEERING & TECHNOLOGY**

by

**Modha Hiren Jayantilal**

Enrolment No. 190156003

Under the Guidance of

**Dr. Ashish M. Kothari**

Department of Electronics & Communication Engineering

**ATMIYA UNIVERSITY,  
Yogidham Gurukul, Kalawad Road,  
Rajkot–360005, Gujarat (India)**

January, 2023

**Declaration by Research Scholar**  
**Originality of Research Work**

I declare that thesis entitled "*IoT For Healthy Eco-System*" is my own work conducted under the supervision of Dr. Ashish M. Kothari at Department of **Electronics & Communication**, Faculty of **Engineering & Technology**, Atmiya University, Rajkot, Gujarat, India and approved by the Director of Research.

I further declare that to the best of my knowledge the thesis does not contain any part of any work which has been submitted for award of any degree either in this University or any other University without proper citation.

Date: 13/01/2023

Place: Atmiya University, Rajkot



Hiren J. Modha

## Certificate of Supervisor


This is to certify that work entitled "*IoT For Healthy Eco-System*" is a piece of research work done by **Hiren J. Modha** under my supervision for the degree of Doctor of Philosophy in Department of **Electronics & Communication**, Faculty of **Engineering & Technology**, Atmiya University, Rajkot, Gujarat, India

To the best of my knowledge and belief the research work and thesis

- I. Embodies the work of candidate himself,
- II. Has duly been completed,
- III. Fulfils the requirement of ordinance related to Ph.D. degree of the University &
- IV. is up to the standard both in respect of content and language for being referred to the examiner.

Date: 13/01/2023

Place: Atmiya University, Rajkot



Dr. Ashish M. Kothari

## Thesis Approval Form

The Viva-Voce of the Ph.D. thesis entitled "*IoT for Healthy Eco-System*" submitted by Modha Hiren Jayantilal (Enrolment No. 190156003) was conducted on 13/01/2023 (Friday) at Atmiya University, Rajkot, Gujarat

Based on the Performance of the Candidate, We, the panel of examiners, recommend that  
(Please tick any of the following)

1. He / She be awarded Ph.D. Degree  
 2. He / She be awarded Ph.D. Degree with minor modification

Please Suggest Modification

3. The following modifications are to be incorporated in the thesis within one month and viva-voce be re-conducted by the same panel of examiners



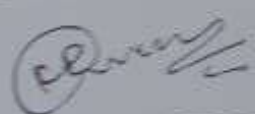
Please Suggest Modification

4. He / She should not be awarded Ph.D. Degree

Please mention Reason for Rejection

Date: 13/01/2023

Place: Rajkot

Signature			
	Research Supervisor	University Nominee	External Examiner

## Declaration by Research Scholar Submission of Thesis

I declare that the submitted thesis entitled "*IoT For Healthy Eco-System*" incorporates

1. All the suggestions / directions / modifications / additions / deletions received from the supervisor and the external examiners through their thesis evaluation reports.
2. All the suggestions / directions / modifications / additions / deletions received from the panel of examiners during the public viva-voce (Open Defence) conducted on 13 / 01 / 2023

Date: 13/01/2023

Place: Atmiya University, Rajkot



Hiren J. Modha

## **Acknowledgement**

*“Coming together is a Beginning.... Keeping together is Progress....  
Working together is a Success”*

Research work puts the foundation of a scholar’s carrier today. The gratification that arises with the successful completion of a task would be incomplete without the mention of the people who made it possible. It gives us immense pleasure to acknowledge all those who have extended their valuable guidance and magnanimous help. It is a matter of great pleasure and privilege to have this research work entitled:

### **“IoT for Healthy Eco-System”**

First and foremost, I must acknowledge and thank the Almighty for blessing, protecting, and guiding me throughout the voyage. With a deep sense of gratitude, I wish to express sincere thanks to **“Atmiya University, Rajkot”** for giving me an opportunity to raise my endeavour and supporting me during my journey of research.

It would be my proud privilege to tender the lexes of appreciation in respect of my honourable guide **Dr. Ashish M. Kothari (Professor, Department of Electronics & Communication Engineering, Atmiya University, Rajkot)** for his encouragement, guidance, and kind support to complete the objectives of my research. I am fortunate to be given the opportunity of working under them. In spite of a tight schedule, he always found time for my difficulties and patiently answered my queries.

I also thank all the Staff Members of **Atmiya University**, especially **Dr. Vishal S. Vora, (Head, Department of Electronics & Communication Engineering, Atmiya University, Rajkot)** for bringing me to this level where I could successfully complete my research.

A debt of gratitude is also owned to my **DPC Team-Members, Dr. Jignesh H. Joshi (Assistant Professor, Department of Electronics & Communication Engineering, VVP College, Rajkot)** and **Dr. Dhaval R. Bhojani (Assistant Professor, Department of Electronics & Communication Engineering, GEC, Rajkot)** for their valuable suggestions and insightful comments during research.

I express my profound sense of reverence to **SVIT VASAD Management** and Staff Members for cooperating with me to fulfil this research. On a personal level, I am extremely thankful to **Prof. Keyur S. Suthar (Assistant Professor, Department of Computer Engineering, SVIT, VASAD)**, **Prof. Amit A. Kariyani (Assistant Professor, Department of Information Technology, SVIT, VASAD)**, and **Dr. Asif M. Vahora (Assistant Professor, Department of Applied Science & Humanity, SVIT, VASAD)** for extending all possible help during the research.

My thesis would have never been in this shape without lovely efforts from my wife **Dr. Poonam J. Thanki (Assistant Professor, Department of Electronics & Communication Engineering, CSPIT, CHARUSAT, CHANGA)**. Her invaluable companionship, encouragement, warmth, and strong faith gave me moral support. Without her support this research is impossible. She has always helped me to be assertive in difficult times. Her optimistic and enlightening boosts have made this involved research task a pleasant journey.

I owe my special thanks to my parents, my son Hitansh and my family members for their love and continuous support and for encouraging me in all possible ways.

**Hiren J. Modha**

# Contents

Title	Content	Pg. No.
	Declaration by Research Scholar–Originality of Research Work	I
	Certificate of Supervisor	II
	Thesis Approval Form	III
	Declaration by Research Scholar – Submission of Thesis	IV
	Acknowledgement	V
	Contents	VII
	List of Figures	X
	List of Tables	XII
	Abstract	XIV
<b>Chapter: 1</b>	<b>Introduction</b>	<b>1</b>
	1.1 Motivation and Background	1
	1.2 Aim and Objectives	2
	1.2.1 Saving of Water	2
	1.2.2 Saving of Electricity & Decrease Pollution	2
	1.2.3 Save crops regarding moisture deficiency	3
	1.2.4 Make Eco-System healthy	4
	1.2.5 Develop a Remote Sensing and cost-effective system with accurate decision support arrangement.	4
	1.3 Overview of IoT based Healthy Eco-System	6
	1.4 Advantages and Applications of IoT Based Eco-System	7
	1.4.1 Effectual Resource Exploitation	8
	1.4.2 Decrease Human Monitoring	8
	1.4.3 Save Time	8
	1.4.4 Improve Data Gathering	8
	1.4.5 Enhance Security	8
	1.5 Organization of Thesis	8
<b>Chapter: 2</b>	<b>Literature Survey</b>	<b>11</b>
	2.1 Introduction	11
	2.2 Background	12
	2.2.1 Precision Agriculture	12
	2.2.2 Internet of Things	12



2.3 Recent Research	12
2.3.1 Plant Diseases Identification	16
2.3.2 Soil Moisture Prediction	30
2.4 Research Gaps	37
2.5 Encapsulation	38
<b>Chapter: 3 Crop Diseases Identification</b>	<b>41</b>
3.1 Introduction	41
3.2 Steps By Step Procedure for Crop Diseases Identification	42
3.2.1 Image Attainment	42
3.2.2 Image Pre-Processing	43
3.2.3 Feature Engineering	43
3.2.4 Classification	43
3.2.4.1 Diseases Identification Approaches	44
3.2.4.2 Image Processing Approach	44
3.2.4.3 ML/DL Approach	44
3.3 Some Admired ML/DL Techniques	45
3.3.1 Decision Tree (DT)	45
3.3.2 Support Vector Machine (SVM)	47
3.3.3 Convolutional Neural Network	48
3.4 Scratch Learning and Transfer Learning	49
3.5 Experimental Settings	51
3.5.1 Material Analysis	51
3.5.2 Model Development	52
3.5.3 CNN Approach	53
3.5.4 Optimizer Function	54
3.5.5 Model Developing Process	55
3.5.6 Test Result Examination for Maize Crop Dataset	56
3.5.7 Model Generalization	58
3.5.8 Results Analysis and Outcome Discussions	64
<b>Chapter: 4 Soil Moisture Predictions</b>	<b>67</b>
4.1 Introduction	67
4.2 Gallipoli Weather and Agriculture	69
4.3 Materials and Methods	73

4.3.1 Dataset Summary	73
4.3.2 Dataset Preprocessing and Performance Estimation	73
4.3.3 Heatmap and Pair plot for Gallipoli Weather Dataset	78
4.4 Model Development	79
4.5 Steps By Step Procedure for Preparing a Model	82
4.6 Outcomes with Hyper Parameter Tuning	83
4.7 Linear Regression	84
4.7.1 Different LR Techniques Analysis for Soil Moisture Prediction	86
4.8 SVM Based Model	87
4.9 Comparison of Different ML Based Models	88
<b>Chapter: 5 IoT Based Decision Support System</b>	<b>91</b>
5.1 Introduction	91
5.2 Tools and Components	91
5.3 Schematic Design	92
5.4 Forecasting Soil Moisture for Real Time Data	97
5.5 Upshots for the Real Time Data	100
5.6 Diseases Identification by Proposed DSS	101
5.7 System Investigation for Jasminum Sambac	102
5.7.1 Image Collection and Scrutinization	102
5.7.2 Outcomes of Model for Jasminum Sambac	103
<b>Conclusion</b>	<b>105</b>
<b>Summary</b>	<b>107</b>
<b>Bibliography</b>	<b>109</b>
<b>Appendix A Plagiarism Report</b>	<b>133</b>
<b>Appendix B Publication</b>	<b>134</b>

## List of Figures

Figure No.	Name of the Figure	Pg. No.
Figure 1.1	IoT based Module	7
Figure 2.1	Straightforward Impression of IoT System	13
Figure 3.1	Four steps for classification of crop disease using a leaf image	42
Figure 3.2	Decision Tree Architecture	46
Figure 3.3	SVM Architecture	47
Figure 3.4	CNN Architecture	48
Figure 3.5	Original Maize Crop Leaves Images	51
Figure 3.6	Bar Plots of Accuracies of different Deep Learning Models	57
Figure 3.7	Plots of (A) Accuracy and (B) Loss of ResNet152v2 after Hyper Parameter Tuning	57
Figure 3.8	Original Crop Leaves Images of (A) Apple (B) Grapes (C) Tomato	59
Figure 3.9	Plots of (A) Accuracy and (B) Loss of ResNet152v2 after Hyper Parameter Tuning for Apple Crops	62
Figure 3.10	Plots of (A) Accuracy and (B) Loss of ResNet152v2 after Hyper Parameter Tuning for Grapes Crop	62
Figure 3.11	Plots of (A) Accuracy and (B) Loss of ResNet152v2 after Hyper Parameter Tuning for Tomato Crop	62
Figure 4.1	[A to D]: Plots of different weather parameter for Gallipoli-Turkey	74
Figure 4.2	Heatmap of all parameters for Gallipoli-Turkey Weather Dataset	76
Figure 4.3	Pair plot of all parameters for Gallipoli-Turkey Weather Dataset	77
Figure 4.4	Basic architecture of Deep Neural Network	79
Figure 4.5	[A to D] Prediction accuracy analysis of Model for Gallipoli-Turkey weather dataset with different Optimizer Function	84
Figure 4.6	[A to D] Prediction accuracy analysis of Model for Gallipoli-Turkey Weather Dataset with different Learning Rate	85
Figure 4.7	Prediction accuracy analysis of Model for Gallipoli-Turkey Weather Dataset with different LR Techniques	87
Figure 4.8	Prediction accuracy analysis of Model for Gallipoli-Turkey	88

	Weather Dataset with SVM Technique	
<b>Figure 5.1</b>	Schematic Design of Raspberry Pi based Module	93
<b>Figure 5.2</b>	[A] & [B] Physical View of Proposed System	94
<b>Figure 5.3</b>	[A to G] Cloud detail with Presentation of Different Parameter for Proposed System	96
<b>Figure 5.4</b>	Heatmap of Real Time Data for Proposed System	97
<b>Figure 5.5</b>	Pair plot of Real Time Data for Proposed System	98
<b>Figure 5.6</b>	[A to F] Plots of Outcomes of the Real Time Data with different Linear Regression Techniques, SVM, and Proposed ANN Model	100
<b>Figure 5.7</b>	Original Jasminum Sambac Crop Leaves Images	102
<b>Figure 5.8</b>	Plots of [A] Accuracy and [B] Loss for Diseases identification in Jasminum sambac	103

## List of Tables

<b>Table No.</b>	<b>Name of Table</b>	<b>Pg. No.</b>
<b>Table 2.1</b>	Different methodology comparison of IoT-based smart farming	21
<b>Table 2.2</b>	Various research methodologies for crop disease recognition	29
<b>Table 2.3</b>	Several research methodologies for soil moisture prediction	37
<b>Table 3.1</b>	No. Of Samples for Training, Validation and Test for Maize Crop Dataset	52
<b>Table 3.2</b>	Confusion Matrix for The Prediction of Resnet152v2 Model Trained with Transfer Learning for Maize Crop	58
<b>Table 3.3</b>	No. Of Samples for Training, Validation and Test for Apple Crop Dataset	60
<b>Table 3.4</b>	No. Of Samples for Training, Validation and Test for Grapes Crop Dataset	60
<b>Table 3.5</b>	No. Of Samples for Training, Validation and Test for Tomato Crop Dataset	61
<b>Table 3.6</b>	Confusion matrix for the prediction of Resnet152v2 model trained with transfer learning for apple crop.	63
<b>Table 3.7</b>	Confusion matrix for the prediction of Resnet152v2 model trained with transfer learning for grape crop	63
<b>Table 3.8</b>	Confusion matrix for the prediction of Resnet152v2 model trained with transfer learning for tomato crop	63
<b>Table 3.9</b>	Model Parameters of Different Objects for Proposed DNN Model	64
<b>Table 3.10</b>	Comparison of Proposed DNN model with Previous Work	64
<b>Table 4.1</b>	Month wise Sea Temperature and Day Light analysis for Gallipoli-Turkey	72
<b>Table 4.2</b>	Gallipoli Weather data entities	73
<b>Table 4.3</b>	Analysis of weather parameters for Gallipoli-Turkey	75
<b>Table 4.4</b>	Soil moisture's Correlation with Temperature, Sunshine Duration, Shortwave Radiation and Relative Humidity for Gallipoli-Turkey weather Dataset	76
<b>Table 4.5</b>	Soil moisture's Correlation with Mean Sea Level Pressure,	76

	Soil Temperature, Wind Speed and Wind Direction for Gallipoli-Turkey weather Dataset	
<b>Table 4.6</b>	Performance Evaluation Parameters for soil moisture prediction	78
<b>Table 4.7</b>	Results of different hidden layer combination for Proposed ANN model for soil moisture prediction	81
<b>Table 4.8</b>	Proposed ANN model Analysis for different Optimizer Functions	83
<b>Table 4.9</b>	Proposed ANN model Analysis for different Learning Rates	83
<b>Table 4.10</b>	Performance analysis of Different Regression Technique for Gallipoli-Turkey Weather Dataset	86
<b>Table 4.11</b>	Outcomes of SVM based Model for Gallipoli-Turkey Weather Dataset	87
<b>Table 4.12</b>	Outcomes Comparison of different ML Approaches for Gallipoli-Turkey Weather Dataset	88
<b>Table 5.1</b>	Sensor Connection with Pins of Raspberry-Pie	92
<b>Table 5.2</b>	Statistical Analysis of Real Time Data	99
<b>Table 5.3</b>	Outcomes of the Real Time Data with Linear Regression, SVM and Proposed ANN Model	101
<b>Table 5.4</b>	No. Of Samples for Training, Validation and Test for Proposed System generated Dataset	103
<b>Table 5.5</b>	Confusion Matrix for The Prediction of Resnet152v2 Model Trained with Transfer Learning for Mogra Crop	103

## ABSTRACT

The balance between living things—including people, plants, and animals—and their environment is referred to as ecological balance. In ecosystems, photosynthesis helps to create a healthy environment that stabilises the coexistence of all organisms. Relationships that are harmonious represent a desirable and healthy ecological equilibrium. Since humans have the highest capacity for thought among all living things, they are crucial to maintaining ecological equilibrium. All living things having access to enough food and remaining stable do so because there is ecological balance. Because it maintains the life, existence, and stability of the environment, this equilibrium is crucial.

Ecological equilibrium ensures that all organisms can survive. Because beneficial environments were developed, many species are still here today. Every organism will thrive and reproduce as expected if the ecology is favourable. They receive enough food to sustain their lives. Because it ensures the creatures' ongoing survival, ecological balance is equally crucial. It makes sure that no one species is abused or exploited. To avoid excessive forest damage, for instance, human activities like farming and resource extraction are restricted. Drought is a result of deforestation. Insufficient food is produced as a result of drought. Lack of food causes famine and later death, which decreases the number of some animals.

Ecological balance also ensures the stability of the environment and the organisms. It fosters an environment that is favourable for organism growth and proliferation. It improves an environment that is stable and free from ecological imbalances like flood, hunger brought on by a drought, windstorm that might wipe out everything, and predator overhunting. To assure the creation of a stable environment, this calls for group activities. The stability of the environment is impacted by human activity. Unwanted climate change is prevented by increasing tree cover and reducing deforestation rates. Maintaining desired population growth requires controlling the population of wild animals. Thus, a human can actively contribute to the development and maintenance of ecological equilibrium.

The planet exists because of the ecological equilibrium. The occupants of Earth, including humans, plants, animals, and other microscopic living things, are still here and thriving. These species are given the right conditions for growth and reproduction. The earth eventually

manages to create enough food for every species. Hunger brought on the drought is no longer an issue. This is due to the fact that there will never be a drought. Additionally, the environment is kept green. This indicates that the world has reached the equilibrium that will benefit and safeguard all living things.

The primary goals of this research are to improve agricultural productivity and make the ecosystem sparkle. The remote sensing-based approach is used to improve the quick feedback system for decision support. Different Machine Learning and Deep Learning techniques can be used to provide subsequent executions enough time. Due to the fact that climate variables vary from region to region on earth, care should be made to avoid generalising the established model to the entire globe. In order for everyone to use the system, the cost is also considered.

With various prediction approaches, it should be possible to monitor various agricultural diseases at an early stage and treat them as needed to save the crop. The many phases of crop development have been recognised, and it should be possible to inject more neutrinos during specific times to boost production. In order to avoid crops from being destroyed by a lack of moisture in the farm, the damaging effects of drought will be eliminated by ongoing soil moisture monitoring. Additionally, it is feasible to conserve water and improve the health of the environment.