



**ATMIYA
UNIVERSITY**

**An Intelligent Approach to Detect and Classify Facial
Image Forgery**

A

Thesis

Submitted to the

Atmiya University,

For the Degree

of

Doctor of Philosophy

in

Electronics & Communication Engineering

by

Kinjal R. Sheth

Enrolment Number 191156002

Under the Guidance of

Dr. Vishal S. Vora

Department of Electronics & Communication

**ATMIYA UNIVERSITY,
YogidhamGurukul, Kalawad Road,
Rajkot-360005, Gujarat (India)**

November, 2023

© [Kinjal Ravi Sheth]

Atmiya University- Rajkot

All Rights reserved

Dedicated to...
My loving Parents...


Declaration by Research Scholar

Originality of Work

I declare that the thesis entitled **An Intelligent Approach to Detect and Classify Facial Image Forgery** submitted by me for the degree of Doctor of Philosophy is the record of research work carried out by me during the period from **July 2019 to Nov 2023** under the supervision of **Dr. Vishal S Vora** and this has not formed the basis for the award of any degree, diploma, associateship, fellowship, titles in this or any other University or other institution of higher learning.

I further declare that the material obtained from other sources has been duly acknowledged in the thesis. I shall be solely responsible for any plagiarism or other irregularities, if noticed in the thesis.

Signature of Research Scholar:




Date: 20/11/2023

Name of Research Scholar: **Kinjal Ravi Sheth**

Place: **Rajkot**

Certificate of Supervisor

I certify that the work incorporated in the thesis **An Intelligent Approach to Detect and Classify Facial Image Forgery** submitted by **Mrs. Kinjal Ravi Sheth** was carried out by the candidate under my supervision/guidance. To the best of my knowledge: (i) the candidate has not submitted the same research work to any other institution for any degree/diploma, Associateship, Fellowship or other similar titles (ii) the thesis submitted is a record of original research work done by the Research Scholar during the period of study under my supervision, and (iii) the thesis represents independent research work on the part of the Research Scholar.

Signature of Supervisor: .....

Date: 20/12/2023

Name of Supervisor: **Dr. Vishal S. Vora**

Place: **Rajkot**

Thesis Approval Form

The Viva-Voce of the Ph.D. thesis entitled "*An Intelligent Approach to Detect and Classify Facial Image Forgery*" submitted by **Sheth Kinjal Ravi (Enrolment No. 191156002)** was conducted on **15/12/2023 (Friday)** at Atmiya University, Rajkot, Gujarat

Based on the Performance of the Candidate, We, the panel of examiners, recommend that
(Please tick any of the following)

1. He / She be awarded Ph.D. Degree
 2. He / She be awarded Ph.D. Degree with minor modification

Please Suggest Modification

3. The following modifications are to be incorporated in the thesis within one month and viva-voce be re-conducted by the same panel of examiners




Please Suggest Modification

4. He / She should not be awarded Ph.D. Degree

Please mention Reason for Rejection

Date: 15/12/2023

Place: Rajkot

| | | | |
|-----------|---|---|---|
| Signature |  |  |  |
| | Research Supervisor | University Nominee | External Examiner |



ATMIYA UNIVERSITY

(Established under the Gujarat Private University Act 11, 2018)

Yogidham Gurukul, Kalawad Road, Rajkot - 360005, Gujarat (INDIA)

Certificate

Pre Thesis Submission Presentation

This is to certify that **Sheth Kinjal Ravi** has made Pre Ph.D. presentation on the research work entitled **An Intelligent Approach to Detect and Classify Facial Image Forgery** in the Faculty of Engineering & Technology, Atmiya University, Rajkot on 26/10/2023 before Departmental Research Committee for getting feedback and comments.

This is also to certify that all the suggestions and comments given by the Doctoral Progress Review Committee are incorporated. Moreover the presented research work was appreciated and recommended by all attendees.

Date: 26/10/2023

Place: Rajkot



Adhis

Director

Centre for Research, Innovation & Translation

+91 281 2563445



+91 281 2563952



admin@atmiyauni.ac.in



www.atmiyauni.ac.in

Declaration by Research Scholar

Submission of Thesis


I declare that the submitted thesis entitled " **An Intelligent Approach to Detect and Classify Facial Image Forgery** " incorporates

1. All the suggestions / directions/ modifications received from the supervisor and the external examiners through their thesis evaluation reports.
2. All the suggestions / directions/ modifications / additions/ deletions received from the panel of examiners during the public viva-voce (Open Defence) conducted on 15/12/2023.

Date: 20/12 /2023

Place Rajkot

Signature of the Research Scholar: _____



Name of Research Scholar: Mrs. Kinjal Ravi Sheth

Acknowledgement

This thesis would have been impossible without the support of many people. I would express my sincere gratitude to all of them for their invaluable support. I would like to thank, the almighty God for giving me strength and passion for doing research.

First of all, I would like to take this opportunity to express my deepest gratitude to my supervisor **Dr. Vishal S. Vora** for his valuable & enthusiastic guidance and encouragement at every step of my research. Due to his invaluable suggestions and extensive technical support from time to time enabled me to complete my research successfully.

Also, I would like to express my gratitude to **Dr. D. G. Kamdar** and **Dr. P. M. Dholakia**. It was a great honor to have them as my thesis Doctoral Progress Committee Members. The completion of this work would not have been possible without their valuable suggestions. Their rigorous examination and constructive suggestions made the thesis sound in many aspects.

I would like to express my heartfelt gratitude to **Dr. Ashish M Kothari**, Director-RIT, Atmiya University for their invaluable assistance in obtaining the two essential datasets crucial for my research. Your support is instrumental in enabling me to carry out my research successfully. Thank you for your unwavering help and support in this endeavour.

I also acknowledge Principal, Head of Department, and all staff members of EC department of L. D. College of Engineering for their assistance and support.

I would like to express my earnest thanks to the reviewers of my thesis, for accepting to read and review this thesis and giving approval of it. I would like to appreciate all the researchers whose work I have used (initially in understanding my field of research and later for updates). I would like to thank all the people who have taught me, starting with my school teachers, my undergraduate teachers, and my post-graduate teachers. I want to extend my special thanks to **Prof. K G Vaghela** (Asso. Professor, EC, LDCE) **Dr. P P Prajapati** (Asst. Prof. EC, LDCE), **Dr. K V Patel** (Asst. Prof. EC, LDCE), **Prof. S K Gonsai** (Asst. Prof. EC, LDCE), **Prof. D N Patel** (Asst. Prof. EC, LDCE), **Prof. H L Desai** (Asst. Prof. EC, LDCE), **Prof. H B Tank** (Asst. Prof. EC, LDCE), **Prof. A B Upadhyay** (Asst. Prof.

EC, LDCE), **Prof. S L Bharvad** (Asst. Prof. EC, LDCE) for their help and support. I also want to thank my friends who helped me directly or indirectly with their moral support and understanding during all these years.

Finally, I give the greatest respect and love to my parents, my mother-in-law, my siblings, my husband, my daughters Kyara and Nyara and my niece Jianshi. I want to express my highest appreciation for their support and cooperation. I would like to say thanks to my husband **Dr. R K Sheth** (Asst. Professor, Rashtriya Raksha University) for encouraging me to do research and for his moral support. I would like to express my deep thanks and gratitude to (late) grandparents who have been showering their blessing on me from heaven and have always encouraged me since my early years of education. Without their love and faith, I would not have been where I am today. For this reason, this thesis is dedicated to them. Thanks to the **Almighty God** for giving me the patience to complete research.

This thesis is dedicated with love to all of my well-wishers for assisting me to achieve the most important stage in my life. I will never let them down and wish them all the success in the future.

As it is a prolonged journey, maybe I have forgotten to mention few names, nonetheless, they remain a core part of this mammoth task, and I seek forgiveness for the same and offer my kind respect to every one of them.

Thank you,

Kinjal Ravi Sheth

List of Abbreviations

| | |
|---------|------------------------------|
| ML | Machine Learning |
| DL | Deep Learning |
| TL | Transfer Learning |
| FC | Fully Connected |
| Adam | Adaptive moment estimation |
| RMSprop | Root Mean Square Propagation |
| ReLU | Rectifier Linear Unit |
| CNN | Convolutional Neural Network |
| GPU | Rectifier Linear Unit |
| VGG | Visual Geometry Group |
| ResNet | Residual Network |
| SGD | Stochastic Gradient Descent |

List of Figures

| | |
|--|----|
| FIGURE 1.1 Examples of different types of beautification[1][2][3]..... | 2 |
| FIGURE 2.1: Difference between DL approach(a) and TL Approach(b) | 10 |
| FIGURE 3.1: Showcase the difference between real and fake samples for analysing the percentage of retouching applied. 1 st row contains real face images of one subject, 2 nd row contains fake images of same object, 3 rd row shows the intensity difference between real and fake images | 18 |
| FIGURE 3.2: Sample images of dataset 2. 1st column real images, 2nd column fake images doctored by Portrait Pro Max tool, 3rd column fake images doctored by Beautyplus photo editing tool | 19 |
| FIGURE 3.3: Train-Test Splitting defined for Facial Retouching Classification task | 21 |
| FIGURE 4.1: Flow diagram for detection and classification of retouched images using Fine-tuned pre-trained CNNs | 25 |
| FIGURE 4.2: Architecture of VGG16 ,a CNN model. The FC layers of base model (highlighted by yellow rectangle). Modified VGG16 model (highlighted by blue rectangle) | 27 |
| FIGURE 4.3: Understanding of Confusion Matric | 33 |
| FIGURE 5.1: Validation Accuracy(a) and Loss(b) comparison for proposed model VGG16 over all split ratios. Ex. 50_Adam represents the split ratio is 50%-50% and Adam optimizer used during fine tuning | 37 |
| FIGURE 5.2: Validation Accuracy(a) and Loss(b) comparison for proposed ResNet50 model over all split ratios | 40 |
| FIGURE 5.3: Comparison of Precision parameter for proposed model over all split ratio | 42 |
| FIGURE 5.4: Comparison of Recall parameter for proposed model over all split ratio.... | 42 |
| FIGURE 5.5: Overall Accuracy Comparison for Real & Fake samples..... | 43 |
| FIGURE 5.6: Comparison of Validation Accuracy(a) and Loss(b) of all split ratio for VGG16 Model..... | 45 |
| FIGURE 5.7: Comparison of Macro Average w.r.t Adam and RMSprop Optimizer for TL VGG16 | 46 |
| FIGURE 5.8: Comparison of Validation accuracy(a) and Validation Loss(b) of all split ratio for ResNet50 Model..... | 48 |
| FIGURE 5.9: Comparison of Macro Average w.r.t Adam and RMSprop Optimizer for TL ResNet50 model | 49 |
| FIGURE 5.10: Comparison of Macro Average (Precision, Recall and F1-score w.r.t Adam and RMSprop Optimizer for TL ResNet50 model | 50 |
| FIGURE 5.11: Comparison of performance of TL VGG16 and TL ResNet50 w.r.t Adam and RMSprop Optimizer and over all data partitioning | 50 |

List of Tables

| | |
|---|----|
| TABLE 2.1: Different phases of Literature Review | 6 |
| TABLE 3.1: Description of Datasets used for Retouching Detection | 19 |
| TABLE 3.2: Train-Test Splitting for Dataset 1 for classification of Facial Retouching | 21 |
| TABLE 3.3: Train-Test Splitting for Dataset 2 for classification of Facial Retouching | 22 |
| TABLE 4.1: Layer wise architecture of ResNet50 base model | 30 |
| TABLE 4.2: Summary of parameters which are being updated during training process of the models | 31 |
| TABLE 4.3: Summary of Hyper Parameters which are set during learning phase of the proposed TL models | 32 |
| TABLE 5.1: Comparison of Accuracy of Training and validation Dataset for the proposed model w.r.t different optimizers and train-test split ratio during initial training of model Adam optimizer is used for all split ratio. VGG16_xxx: xxx represents the optimizer used during fine-tuning | 36 |
| TABLE 5.2: Comparison of Cross Entropy of Training and validation Dataset for the proposed model w.r.t different optimizers and train-test split ratio | 36 |
| TABLE 5.3: Performance parameter comparison for VGG16 models over different split ratio..... | 38 |
| TABLE 5.4: Comparison of Accuracy of Training and validation Dataset for the proposed model w.r.t different optimizers and train-test split ratio during initial training of model Adam optimizer is used for all split ratio. ResNet50_xxx: xxx represents the optimizer used during fine-tuning | 39 |
| TABLE 5.5: Comparison of loss of Training and validation Dataset for the proposed model w.r.t different optimizers and train-test split ratio during initial training of model Adam optimizer is used for all split ratio. ResNet50_xxx: xxx represents the optimizer used during fine-tuning | 39 |
| TABLE 5.6: Comparison of loss of Training and validation Dataset for the proposed model w.r.t different optimizers and train-test split ratio during initial training of model Adam optimizer is used for all split ratio. ResNet50_xxx: xxx represents the optimizer used during fine-tuning | 41 |
| TABLE 5.7: Comparison of Accuracy of Training and validation Dataset for the proposed model w.r.t different optimizers and train-test split ratio during initial training of model Adam optimizer is used for all split ratio. VGG16_xxx: xxx represents the optimizer used during fine-tuning | 44 |
| TABLE 5.8: Comparison of Accuracy of Training and validation Dataset for the proposed model w.r.t different optimizers and train-test split ratio during initial training of model Adam optimizer is used for all split ratio. VGG16_xxx: xxx represents the optimizer used during fine-tuning | 44 |
| TABLE 5.9: Comparison of Accuracy of Training and validation Dataset for the proposed model w.r.t different optimizers and train-test split ratio during initial training of model Adam optimizer is used for all split ratio. ResNet50_xxx: xxx represents the optimizer used during fine-tuning | 47 |
| TABLE 5.10: Comparison of Cross Entropy of Training and validation Dataset for the proposed model w.r.t different optimizers and train-test split ratio during initial training of | |

model Adam optimizer is used for all split ratio. ResNet50_xxx: xxx represents the optimizer used during fine-tuning47

TABLE 5.11: Comparison of proposed TL model with other state-of-the-art for Dataset 151

TABLE 5.12: Comparison of proposed TL model with other state-of-the-art for Dataset 252