

## Synthesis of Pyrrole Derivatives via Cycloaddition Reaction of Reissert Hydrofluoroborate Salts with $\alpha$ -Bromoacrylamides

Chirag H. Rathod<sup>1</sup> and Anilkumar S. Patel<sup>2\*</sup>

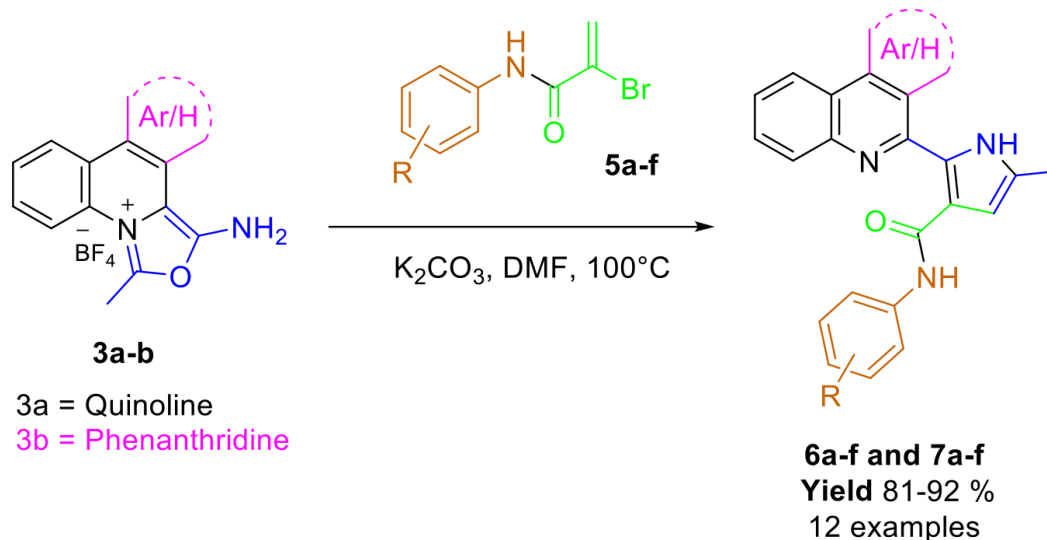
<sup>1</sup> Department of Chemistry, School of Science, RK University, Rajkot, Gujarat, India-360020

<sup>2</sup> Department of Chemistry, Atmiya University, Kalavad Road, Rajkot, Gujarat, India-360005

Corresponding Author: [patelanil32@gmail.com](mailto:patelanil32@gmail.com) (Anilkumar S. Patel)

Received 04 December 2020; Received in revised form 17 January 2021; Accepted 25 January 2021

### Graphical abstract



**Abstract:** An investigation of  $\alpha$ -bromoacrylamide as a dienophile for the cycloaddition reaction of Reissert hydrofluoroborate salt of quinoline/phenanthridine has been carried out. The optimized condition has been developed for the [4+2] cycloaddition reaction of Reissert hydrofluoroborate salt and  $\alpha$ -bromoacrylamide by using  $K_2CO_3$  in DMF under moderate temperature to afford highly functionalized pyrrole derivatives (6a-f and 7a-f) in very good to excellent yield. The structures of newly synthesized compounds were established based on FT-IR, Mass,  $^1H$  and  $^{13}C$  NMR spectral techniques. Besides, the structure of compound 7a has been confirmed by 2D NMR experiments (COSY and HSQC).

**Keywords:** Reissert hydrofluoroborate salt, Pyrrole derivatives, Cycloaddition reaction,  $\alpha$ -Bromoacrylamides

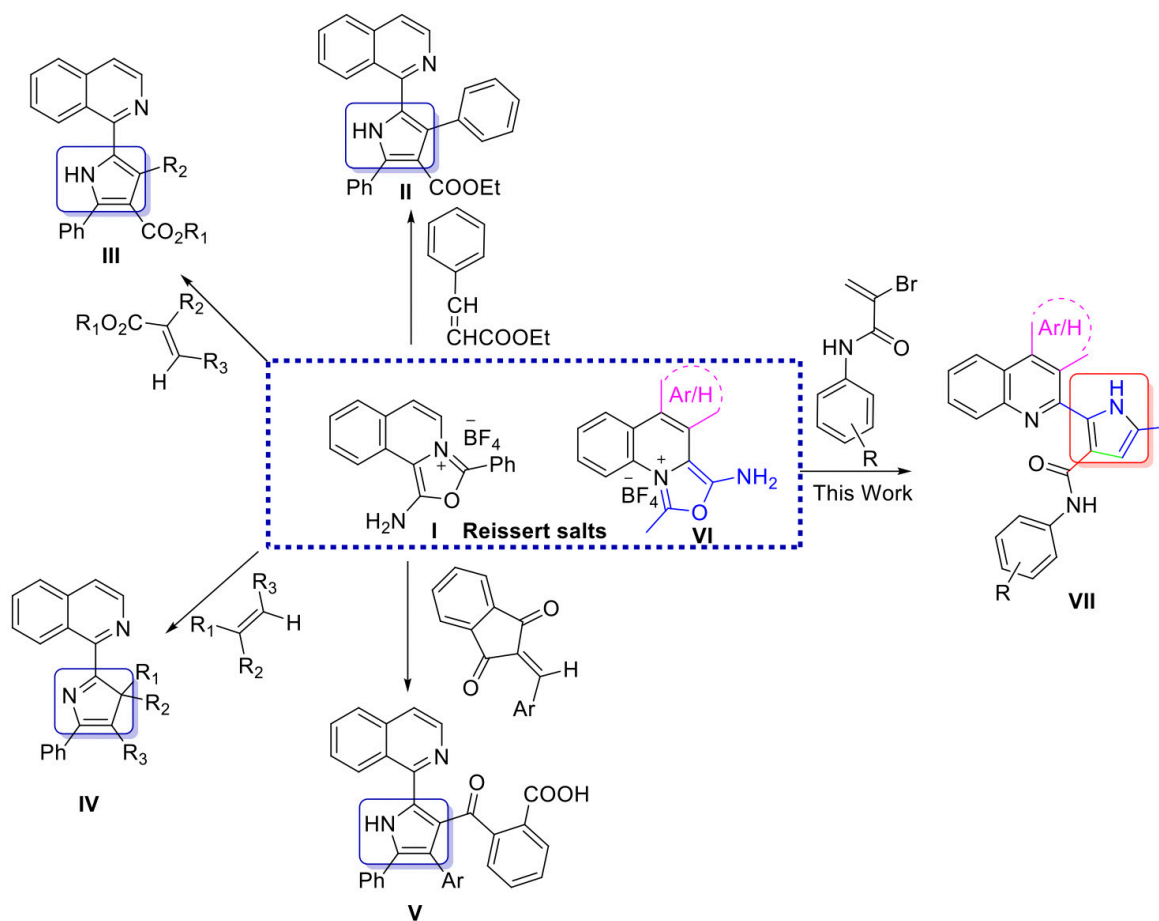
## Introduction

A century ago, Reissert compounds were useful for the synthesis of nitrogen-containing heterocycles<sup>1-4</sup>. Since the development of Reissert reaction has been exploited to the addition of nitrogen heterocycle with KCN and benzoyl chloride/ acetyl chloride<sup>2,5,6</sup>, there are several derivatives that have been reported elsewhere from Reissert compounds in different conditions<sup>7</sup>. In addition to Reissert compounds modified to Reissert salts, it is a powerful contrivance for the synthesis of numerous nitrogen-containing heterocycles and enantioselective reactions<sup>8-11</sup>.

Reissert salt is a building block for several compounds/reactions, for instance, Reissert-Henze reaction<sup>12,13</sup>, Reissert indole reaction<sup>14,15</sup>, pyrroles<sup>16</sup>, alkaloids<sup>17</sup>, oxazole<sup>6</sup>, enantioselective reactions<sup>18</sup>, asymmetric alkylation<sup>19</sup>, olefins<sup>20</sup> etc. Apart from this, pyrrole has been synthesized by Reissert salt with

1,3-dipolarophiles like acetylenes, alkenes and cyclic alkenes under [4+2] cycloaddition reaction via a 1,3-dipolar intermediate<sup>21-23</sup> (I to V, Fig. 1). Pyrrole derivatives are privileged scaffold to examine a wide range of biological activities and drug molecules, including anti-cancer (Obatoclox), anti-microbial, anti-tumor, anti-HIV, NSAID (Tolmetin), etc<sup>24-27</sup>.

William McEwen and co-workers reported the mechanistic study of forming pyrrole from different dienophiles such as alkenes, alkynes, ethyl cinnamates, styrenes and stilbenes with Reissert hydrofluoroborate salt under various reaction conditions<sup>16,21,23</sup>. However, even after several reports yields of corresponding pyrroles were not good due to the reactivity of dienophiles. Hence the exploitation of reactive dienophile is highly required for the cycloaddition reaction of Reissert hydrofluoroborate salt to afford pyrroles with



**Figure 1.** Various methods for the synthesis of pyrroles from Reissert salts

good yields. Therefore, we have investigated the scope of  $\alpha$ -Bromoacrylamide as a reactive dienophile for cycloaddition reaction of Reissert hydrofluoroborate to afford pyrrole derivatives (VI to VII, Fig. 1) with good to excellent yield.

## Experimental

### Materials and methods

All chemicals, solvents and reagents were purchased from Spectrochem, TCI chemicals and Sigma-Aldrich. Reaction progress was monitored by thin-layer chromatography on 0.2 mm precoated aluminium sheet Silica Gel Merck 60 (F254). Melting points of the synthesized compounds were determined by open glass capillary tubes and are uncorrected. Fourier Transform Infra-Red spectra were recorded on (IR Affinity SHIMADZU) FTIR-spectrophotometer using KBr pellets and  $\lambda_{\text{max}}$  values were given in  $\text{cm}^{-1}$ . Proton  $^1\text{H}$  NMR and  $^{13}\text{C}$  NMR spectra were recorded on Bruker model 500 MHz or 400 MHz and 125 MHz respectively, DMSO- $d_6$  and  $\text{CDCl}_3$  solvents using tetramethylsilane (TMS) as the internal standard. Chemical shift values are given in  $\delta$  (ppm) scale and the signals are described as s (singlet), d (doublet), t (triplet), q (quartet) and m (multiplet) whereas coupling constants ( $J$ ) are expressed in Hz. Mass spectra (ESI-MS) were recorded on SHIMADZU mass spectrometer.

### Synthesis of 1-Acetyl-1,2-dihydroquinoline-2-carbonitrile (2a)<sup>28</sup>

To a solution of quinoline (1a, 3.0 g, 23.2 mmol) in DCM (20 mL), trimethylsilyl cyanide (5.8 mL, 46.4 mmol) and a catalytic amount of  $\text{AlCl}_3$  were added under a nitrogen atmosphere. To this reaction mixture was dropwise added acetyl chloride (2.5 mL, 34.8 mmol). After stirring for 4 hr at rt, the reaction was poured into cold water. The organic layer was separated and washed with water, 5 % sodium hydroxide aqueous solution and water, dried over sodium sulfate and concentrated to dryness in vacuo to give 2a. Yield 88 %; m.p. 92-94°C (lit. 92-93°C).

Following the same synthetic procedure as for 2a, compound 2b was prepared.

### Synthesis of 5-Acetyl-5,6-dihydrophenanthridine-6-carbonitrile (2b)<sup>25</sup>

Compound 2b was prepared by using phenanthridine (1b, 1.8 g, 10.0 mmol), trimethylsilyl cyanide (2.5 mL, 20.0 mmol) and acetyl chloride (1.1 mL, 15.0 mmol). Yield 90 %; m.p 170-172°C (lit. 172-174°C);  $^1\text{H}$  NMR (DMSO- $d_6$ , 400 MHz,  $\delta$  ppm): 2.22 (s, 3H,  $\text{COCH}_3$ ), 7.25 (s, 1H, ArH), 7.45-7.52 (m, 3H, ArH), 7.58 (t,  $J = 7.6$  Hz, 1H, ArH), 7.74 (d,  $J = 7.2$  Hz, 1H, ArH), 7.77 (d,  $J = 7.5$  Hz, 1H, ArH), 8.06-8.07 (m, 2H, ArH); MS m/z (ES+) 249.04 (M+).

### Synthesis of 3-Amino-1-methyloxazolo[3,4-a]quinolin-10-ium tetrafluoroborate (3a)<sup>22</sup>

Tetrafluoroboric acid (48 %, 3.0 mL,) was dropwise into a solution of 2a (2.5 g, 13.0 mmol) in hot acetic acid (20 mL). The solution was stirred for 30 min at 60-70°C. The mixture was cooled, the orange precipitate was collected by filtration, and the filter cake was washed with ether to give the desired hydrofluoroborate salt 3a. Yield 95 %. m.p 180-182°C (decompose).

Following the same synthetic procedure as for 3a, compound 3b was prepared.

### Synthesis of 1-Amino-3-methyloxazolo[3,4-f]phenanthridin-4-ium tetrafluoroborate (3b)<sup>25</sup>

Compound 3b was prepared by using 2b (2.0 g, 8.0 mmol), tetrafluoroboric acid (48 %, 3.0 mL) in acetic acid (20 mL). Yield 90 %; m.p 200-202°C;  $^1\text{H}$  NMR (DMSO- $d_6$ , 400 MHz,  $\delta$  ppm): 3.24 (s, 3H,  $\text{CH}_3$ ), 7.54 (t,  $J = 7.4$  Hz, 1H, ArH), 7.65 (t,  $J = 7.2$  Hz, 1H, ArH), 7.74 (s, 2H,  $\text{NH}_2$ ), 7.76-7.81 (m, 2H, ArH), 8.02 (d,  $J = 7.8$  Hz, 1H, ArH), 8.24 (d,  $J = 7.6$  Hz, 1H, ArH), 8.47 (d,  $J = 8.0$  Hz, 1H, ArH), 8.63 (d,  $J = 8.0$  Hz, 1H, ArH); MS m/z (ES+) 337.14 (M+).

### Synthesis of 2-Bromo-N-(4-methoxyphenyl)acrylamide (5a)

To a solution of anisidine (4a, 1 g, 8.0 mmol) in dry THF (25 mL) was added TEA (1.2 mL, 8.8 mmol). To this solution, 2,3-dibromopropionyl chloride (0.93 mL, 8.0 mmol) was added, and the reaction was stirred at 0°C under argon atmosphere for 1 h and then stirred at RT for 3h. The reaction was filtered to remove precipitate

of TEA hydrobromide. The resulting filtrate was evaporated under reduced pressure. The residue was further dissolved in THF (25 mL) and was added TEA (1.2 mL, 8.8 mmol) and stirred for 3 hr at rt. After filtration, the resulting mixture was dried over Na<sub>2</sub>SO<sub>4</sub> and solvent was concentrated under vacuo to give the desired product. Yield 90 %; m.p 126-128°C; <sup>1</sup>H NMR (DMSO-d<sub>6</sub>, 500 MHz, δ ppm): 3.73 (s, 3H, OCH<sub>3</sub>), 6.27 (d, *J* = 2.2 Hz, 1H, CH), 6.72 (d, *J* = 2.3 Hz, 1H, CH), 6.91 (d, *J* = 8.7 Hz, 2H, ArH), 7.55 (d, *J* = 8.7 Hz, 2H, ArH), 10.12 (s, 1H, -CONH); <sup>13</sup>C NMR (DMSO-d<sub>6</sub>, 125 MHz, δ ppm): 55.16 (OCH<sub>3</sub>), 113.77, 122.05, 125.21, 125.48, 131.25, 155.92, 160.59 (C=O); MS m/z (ES+) 257.25 (M+); Anal. calculated for C<sub>10</sub>H<sub>10</sub>NO<sub>2</sub>Br: C = 46.90; H = 3.94; N = 5.47. Found: C = 46.50; H = 4.00; N = 5.55 %.

Following the same synthetic procedure as for 5a, the following compounds were prepared.

#### 2-Bromo-*N*-phenylacrylamide (5b)<sup>29</sup>

Compound 5b was prepared by using aniline (4b, 0.8 mL, 8.0 mmol), 2,3-dibromopropanoyl chloride (0.93 mL, 8.0 mmol) and TEA (2.4 mL, 17.6 mmol). Yield 91 %; m.p 120-122°C; <sup>1</sup>H NMR (DMSO-d<sub>6</sub>, 500 MHz, δ ppm): 6.18 (d, *J* = 2.0 Hz, 1H, CH), 6.65 (d, *J* = 2.2 Hz, 1H, CH), 6.93 (t, *J* = 7.5 Hz, 1H, ArH), 7.37 (d, *J* = 8.7 Hz, 2H, ArH), 7.62 (d, *J* = 8.7 Hz, 2H, ArH), 10.13 (s, 1H, -CONH); <sup>13</sup>C NMR (DMSO-d<sub>6</sub>, 125 MHz, δ ppm): 112.34, 120.16, 125.19, 125.37, 127.48, 131.59, 131.79, 140.08, 161.84 (C=O); MS m/z (ES+) 226.19 (M+); Anal. calculated for C<sub>9</sub>H<sub>8</sub>NOBr: C = 47.82; H = 3.57; N = 6.20. Found: C = 47.71; H = 3.69; N = 6.48 %.

#### 2-Bromo-*N*-(4-nitrophenyl)acrylamide (5c)<sup>30</sup>

Compound 5c was prepared by using 4-nitroaniline (4c, 1.1 g, 8.0 mmol), 2,3-dibromopropanoyl chloride (0.93 mL, 8.0 mmol) and TEA (2.4 mL, 17.6 mmol). Yield 93 %; m.p 128-130°C; <sup>1</sup>H NMR (DMSO-d<sub>6</sub>, 500 MHz, δ ppm): 6.42 (d, *J* = 2.2 Hz, 1H, CH), 6.77 (d, *J* = 2.5 Hz, 1H, CH), 7.68 (d, *J* = 9.0 Hz, 2H, ArH), 8.06 (d, *J* = 9.0 Hz, 2H, ArH), 10.75 (s, 1H, -CONH); <sup>13</sup>C NMR (DMSO-d<sub>6</sub>, 125 MHz, δ ppm): 118.43, 122.70, 125.72, 126.39, 140.27, 143.61, 161.78 (C=O);

MS m/z (ES+) 271.07 (M+). Anal. calculated for C<sub>9</sub>H<sub>7</sub>N<sub>2</sub>O<sub>3</sub>Br: C = 39.88; H = 2.60; N = 10.33. Found: C = 39.98; H = 2.79; N = 10.21 %.

#### 2-Bromo-*N*-(4-fluorophenyl)acrylamide (5d)<sup>30</sup>

Compound 5d was prepared by using 4-fluoroaniline (4d, 0.8 mL, 8.0 mmol), 2,3-dibromopropanoyl chloride (0.93 mL, 8.0 mmol) and TEA (2.4 mL, 17.6 mmol). Yield 90 %; m.p 60-62°C; <sup>1</sup>H NMR (DMSO-d<sub>6</sub>, 500 MHz, δ ppm): 6.41 (d, *J* = 2.2 Hz, 1H, CH), 6.76 (d, *J* = 2.5 Hz, 1H, CH), 7.67 (d, *J* = 9.0 Hz, 2H, ArH), 8.07 (d, *J* = 9.0 Hz, 2H, ArH), 10.78 (s, 1H, -CONH); <sup>13</sup>C NMR (DMSO-d<sub>6</sub>, 125 MHz, δ ppm): 118.72, 123.08, 125.38, 126.75, 132.03, 143.73, 161.15; MS m/z (ES+) 244.23 (M+); Anal. calculated for C<sub>9</sub>H<sub>7</sub>NOBrF: C = 44.29; H = 2.89; N = 5.74. Found: C = 44.43; H = 3.02; N = 5.57 %.

#### 2-Bromo-*N*-(4-chlorophenyl)acrylamide (5e)<sup>30,31</sup>

Compound 5e was prepared by using 4-chloroaniline (4e, 1.0 g, 8.0 mmol), 2,3-dibromopropanoyl chloride (0.93 mL, 8.0 mmol) and TEA (2.4 mL, 17.6 mmol). Yield 92 %; m.p 90-92°C; <sup>1</sup>H NMR (DMSO-d<sub>6</sub>, 500 MHz, δ ppm): 6.45 (d, *J* = 2.2 Hz, 1H, CH), 6.70 (d, *J* = 2.5 Hz, 1H, CH), 7.57 (d, *J* = 9.0 Hz, 2H, ArH), 7.91 (d, *J* = 9.0 Hz, 2H, ArH), 10.64 (s, 1H, -CONH); <sup>13</sup>C NMR (DMSO-d<sub>6</sub>, 125 MHz, δ ppm): 118.80, 123.41, 125.84, 126.20, 129.41, 141.94, 161.08; MS m/z (ES+) 260.49 (M+); Anal. calculated for C<sub>9</sub>H<sub>7</sub>NOBrCl: C = 41.49; H = 2.71; N = 5.38. Found: C = 41.68; H = 2.52; N = 5.61 %.

#### 2-Bromo-*N*-(4-(dimethylamino)phenyl)acrylamide (5f)<sup>29</sup>

Compound 5f was prepared by using *N,N'*-dimethylbenzene-1,4-diamine (4f, 1.1 g, 8.0 mmol), 2,3-dibromopropanoyl chloride (0.93 mL, 8.0 mmol) and TEA (2.4 mL, 17.6 mmol). Yield 85 %; m.p 168-170°C; <sup>1</sup>H NMR (DMSO-d<sub>6</sub>, 500 MHz, δ ppm): 2.84 (s, 6H, 2 × CH<sub>3</sub>), 6.32 (d, *J* = 2.3 Hz, 1H, CH), 6.59 (d, *J* = 2.6 Hz, 1H, CH), 7.14 (d, *J* = 8.4 Hz, 2H, ArH), 7.67 (d, *J* = 8.4 Hz, 2H, ArH), 10.22 (s, 1H, -CONH); <sup>13</sup>C NMR (DMSO-d<sub>6</sub>, 125 MHz, δ ppm): 40.47, 118.12,

122.94, 125.08, 125.93, 128.85, 141.32, 166.78; MS m/z (ES+) 269.37 (M+); Anal. calculated for  $C_{11}H_{13}N_2OBr$ : C = 49.09; H = 4.87; N = 10.41. Found: C = 49.42; H = 4.61; N = 10.73 %.

#### Synthesis of *N*-(4-methoxyphenyl)-5-methyl-2-(quinolin-2-yl)-1*H*-pyrrole-3-carboxamide (6a)

To a solution of Reissert salt of quinoline (3a, 0.5 g, 1.8 mmol) in DMF (10 mL) was added 2-Bromo-*N*-(4-methoxyphenyl)acrylamide (5a, 0.45 g, 1.8 mmol). To this solution,  $K_2CO_3$  (0.362 g, 2.62 mmol) was added, and the reaction was stirred at 100°C for 3 h. On completion, the reaction was poured into ice-cold water and filtered and wash with cold water to get the desired product. The residue was recrystallized from ethanol to give the analytically pure product 6a. Yield 92 %; m.p 268-270°C;  $^1H$  NMR (DMSO- $d_6$ , 500 MHz,  $\delta$  ppm): 2.34 (s, 3H,  $CH_3$ ), 3.76 (s, 3H,  $OCH_3$ ), 6.54 (d,  $J = 1.9$  Hz, 1H, ArH), 6.96 (d,  $J = 9.0$  Hz, 2H, ArH), 7.60 (d,  $J = 7.6$  Hz, 1H, ArH), 7.64 (d,  $J = 8.9$  Hz, 2H, ArH), 7.81 (dt,  $J_1 = 1.0$  Hz,  $J_2 = 7.3$  Hz, 1H, ArH), 7.98-8.0 (m, 2H, ArH), 8.10 (d,  $J = 8.9$  Hz, 1H, ArH), 8.46 (d,  $J = 8.9$  Hz, 1H, ArH), 11.82 (s, 1H, -CONH), 12.40 (s, 1H, NH of Pyrrole);  $^{13}C$  NMR (DMSO- $d_6$ , 125 MHz,  $\delta$  ppm): 12.59 ( $CH_3$ ), 55.19 ( $OCH_3$ ), 111.82, 113.95, 120.09, 121.47, 122.07, 126.21, 126.34, 127.18, 127.62, 128.07, 130.57, 130.75, 132.35, 137.28, 146.01, 150.66, 155.30, 162.43 (C=O); IR (KBr): 3400 (N-H amide), 3354 (N-H Ar), 3030 (C-H alkene), 1840 (C-H Ar), 1688 (C=O amide), 1280 (C-N Ar), 1216 (C-O ether), 830 (para subs.); MS m/z (ES+) 357 (M+); Anal. calculated for  $C_{22}H_{19}N_3O_2$ : C = 73.93; H = 5.36 N = 11.76. Found: C = 74.31; H = 5.09; N = 11.60 %.

Following the same synthetic procedure as for 6a, the following compounds were prepared.

#### 5-Methyl-*N*-phenyl-2-(quinolin-2-yl)-1*H*-pyrrole-3-carboxamide (6b)

Compound 6b was prepared by using Reissert salt of quinoline (3a, 0.5 g, 1.8 mmol), 2-bromo-*N*-phenylacrylamide (5b, 0.4 g, 1.8 mmol) and  $K_2CO_3$  (0.362 g, 2.62 mmol). Yield 89 %; m.p

240-242°C;  $^1H$  NMR (DMSO- $d_6$ , 500 MHz,  $\delta$  ppm): 2.30 (s, 3H,  $CH_3$ ), 6.49 (d,  $J = 1.7$  Hz, 1H, ArH), 6.59 (t,  $J = 7.5$  Hz, 2H, ArH), 6.91 (t,  $J = 8$  Hz, 1H, ArH), 7.60 (d,  $J = 7.6$  Hz, 1H, ArH), 7.67 (d,  $J = 7.6$  Hz, 2H, ArH), 7.82 (t,  $J = 8.4$  Hz, 1H, ArH), 7.98-8.2 (m, 2H ArH), 7.83 (d,  $J = 7.2$  Hz, 2H, ArH), 8.51 (d,  $J = 7.6$  Hz, 2H, ArH), 11.72 (s, 1H, -CONH), 12.32 (s, 1H, NH of Pyrrole);  $^{13}C$  NMR (DMSO- $d_6$ , 125 MHz,  $\delta$  ppm): 13.18 ( $CH_3$ ), 112.01, 114.22, 119.89, 120.94, 122.16, 126.48, 126.70, 127.20, 127.68, 128.16, 130.50, 130.64, 132.93, 137.46, 145.83, 150.38, 155.10, 162.22 (C=O); IR (KBr): 3390 (N-H amide), 3350 (N-H Ar), 3030 (C-H alkene), 1790 (C-H Ar), 1685 (C=O amide), 1283 (C-N Ar); MS m/z (ES+) 327 (M+); Anal. calculated for  $C_{21}H_{17}N_3O$ : C = 77.04; H = 5.23 N = 12.84. Found: C = 77.14; H = 5.30; N = 12.61 %.

#### 5-Methyl-*N*-(4-nitrophenyl)-2-(quinolin-2-yl)-1*H*-pyrrole-3-carboxamide (6c)

Compound 6c was prepared by using Reissert salt of quinoline (3a, 0.5 g, 1.8 mmol), 2-bromo-*N*-(4-nitrophenyl)acrylamide (5c, 0.5 g, 1.8 mmol) and  $K_2CO_3$  (0.362 g, 2.62 mmol). Yield 86 %; m.p 232-234°C;  $^1H$  NMR (DMSO- $d_6$ , 500 MHz,  $\delta$  ppm): 2.26 (s, 3H,  $CH_3$ ), 6.50 (d,  $J = 2.0$  Hz, 1H, ArH), 6.84 (d,  $J = 7.6$  Hz, 2H, ArH), 7.48 (d,  $J = 6.8$  Hz, 1H, ArH), 7.56 (d,  $J = 7.6$  Hz, 2H, ArH), 7.80 (t,  $J = 8.0$  Hz, 1H, ArH), 7.93-8.04 (m, 2H, ArH), 8.16 (d,  $J = 7.9$  Hz, 1H, ArH), 8.39 (d,  $J = 9.0$  Hz, 1H, ArH), 11.86 (s, 1H, -CONH), 12.46 (s, 1H, NH of Pyrrole);  $^{13}C$  NMR (DMSO- $d_6$ , 125 MHz,  $\delta$  ppm): 13.51 ( $CH_3$ ), 111.94, 114.05, 120.07, 121.53, 122.10, 126.28, 126.54, 127.07, 127.59, 128.12, 130.48, 130.80, 132.40, 137.05, 146.18, 150.60, 155.49, 161.96 (C=O); IR (KBr): 3385 (N-H amide), 3050 (C-H alkene), 1800 (C-H Ar), 1687 (C=O amide), 1610 (N-H bending) 1296 (C-N Ar), 1530 (N-O of Nitro), 834 (para subs.); MS m/z (ES+) 372 (M+); Anal. calculated for  $C_{21}H_{16}N_4O_3$ : C = 67.73; H = 4.33 N = 15.05. Found: C = 67.63; H = 4.46; N = 15.14 %.

#### *N*-(4-fluorophenyl)-5-methyl-2-(quinolin-2-yl)-1*H*-pyrrole-3-carboxamide (6d)

Compound 6d was prepared by using Reissert



salt of quinoline (3a, 0.5 g, 1.8 mmol), 2-bromo-*N*-(4-fluorophenyl)acrylamide (5d, 0.45 g, 1.8 mmol) and K<sub>2</sub>CO<sub>3</sub> (0.362 g, 2.62 mmol). Yield 90 %; m.p 225-227°C; <sup>1</sup>H NMR (DMSO-d<sub>6</sub>, 500 MHz, δ ppm): 2.32 (s, 3H, CH<sub>3</sub>), 6.40 (d, *J* = 1.9 Hz, 1H, ArH), 6.78 (d, *J* = 7.8 Hz, 2H, ArH), 7.38 (d, *J* = 7.4 Hz, 1H, ArH), 7.58 (d, *J* = 7.6 Hz, 2H, ArH), 7.68-7.82 (m, 1H, ArH), 7.92-8.21 (m, 2H, ArH), 8.34 (d, *J* = 8.0 Hz, 1H, ArH), 8.53 (d, *J* = 8.2 Hz, 1H, ArH), 11.68 (s, 1H, -CONH), 12.38 (s, 1H, NH of Pyrrole); <sup>13</sup>C NMR (DMSO-d<sub>6</sub>, 125 MHz, δ ppm): 12.78 (CH<sub>3</sub>), 112.02, 113.90, 120.10, 121.38, 121.98, 126.16, 126.40, 127.24, 127.70, 127.95, 130.52, 130.68, 132.36, 137.28, 146.08, 150.26, 155.32, 162.40 (C=O); IR (KBr): 3410 (N-H amide), 3350 (N-H Ar), 3030 (C-H alkene), 1845 (C-H Ar), 1678 (C=O amide), 1380 (C-F), 1278 (C-N Ar), 835 (para subs.); MS m/z (ES+) 345 (M+); Anal. calculated for C<sub>21</sub>H<sub>16</sub>N<sub>3</sub>O<sub>2</sub>F: C = 73.03; H = 4.67 N = 12.17. Found: C = 73.19; H = 4.89; N = 12.01 %.

#### ***N*-(4-chlorophenyl)-5-methyl-2-(quinolin-2-yl)-1*H*-pyrrole-3-carboxamide (6e)**

Compound 6e was prepared by using Reissert salt of quinoline (3a, 0.5 g, 1.8 mmol), 2-bromo-*N*-(4-chlorophenyl)acrylamide (5e, 0.46 g, 1.8 mmol) and K<sub>2</sub>CO<sub>3</sub> (0.362 g, 2.62 mmol). Yield 83 %; m.p 245-248°C; <sup>1</sup>H NMR (DMSO-d<sub>6</sub>, 500 MHz, δ ppm): 2.28 (s, 3H, CH<sub>3</sub>), 6. (d, *J* = 1.8 Hz, 1H, ArH), 6.82 (d, *J* = 8.0 Hz, 2H, ArH), 7.56 (d, *J* = 7.6 Hz, 1H, ArH), 7.73 (d, *J* = 7.2 Hz, 2H, ArH), 7.84 (t, *J* = 8.2 Hz, 1H, ArH), 7.96-7.98 (m, 2H, ArH), 8.15 (d, *J* = 8.2 Hz, 1H, ArH), 8.42 (d, *J* = 8.0 Hz, 1H, ArH), 11.80 (s, 1H, -CONH), 12.41 (s, 1H, NH of Pyrrole); <sup>13</sup>C NMR (DMSO-d<sub>6</sub>, 125 MHz, δ ppm): 12.90 (CH<sub>3</sub>), 112.20, 114.15, 120.32, 121.67, 122.10, 126.04, 126.39, 127.22, 127.73, 128.12, 130.54, 130.85, 132.28, 137.89, 146.06, 150.75, 155.39, 162.46 (C=O); IR (KBr): 3433 (N-H Ar), 3267 (N-H amide), 2968 (C-H alkene), 1645 (C=O amide), 1274 (C-N Ar), 844 (para subs.), 761 (C-Cl); MS m/z (ES+) 361 (M+); Anal. calculated for C<sub>21</sub>H<sub>16</sub>N<sub>3</sub>OCl: C = 69.71; H = 4.46 N = 11.61. Found: C = 69.52; H = 4.79; N = 11.91 %.

#### ***N*-(4-(dimethylamino)phenyl)-5-methyl-2-(quinolin-2-yl)-1*H*-pyrrole-3-carboxamide (6f)**

Compound 6f was prepared by using Reissert salt of quinoline (3a, 0.5 g, 1.8 mmol), 2-bromo-*N*-(4-(dimethylamino)phenyl)acrylamide (5f, 0.5 g, 1.8 mmol) and K<sub>2</sub>CO<sub>3</sub> (0.362 g, 2.62 mmol). Yield 81 %; m.p 260-262°C; <sup>1</sup>H NMR (DMSO-d<sub>6</sub>, 500 MHz, δ ppm): 2.30 (s, 3H, CH<sub>3</sub>), 2.98 (s, 6H, 2 × CH<sub>3</sub>), 6.38 (d, *J* = 2.0 Hz, 1H, ArH), 6.78 (d, *J* = 8.4 Hz, 2H, ArH), 7.47-7.62 (m, 3H, ArH), 7.82 (t, *J* = 8.0 Hz, 1H, ArH), 7.97-7.99 (m, 2H, ArH), 8.21 (d, *J* = 8.2 Hz, 1H, ArH), 8.46 (d, *J* = 8.0 Hz, 1H, ArH), 11.83 (s, 1H, -CONH), 12.45 (s, 1H, NH of Pyrrole); <sup>13</sup>C NMR (DMSO-d<sub>6</sub>, 125 MHz, δ ppm): 12.90 (CH<sub>3</sub>), 42.47 (N(CH<sub>3</sub>)<sub>2</sub>), 111.90, 113.94, 120.02, 121.74, 122.28, 126.26, 126.79, 127.38, 127.95, 128.49, 130.68, 131.04, 132.90, 146.10, 150.65, 155.37, 162.34 (C=O); IR (KBr): 3398 (N-H amide), 3350 (N-H Ar), 3025 (C-H alkene), 1837 (C-H Ar), 1679 (C=O amide), 1276 (C-N Ar), 831 (para subs.); MS m/z (ES+) 370 (M+); Anal. calculated for C<sub>23</sub>H<sub>22</sub>N<sub>4</sub>O: C = 74.57; H = 5.99 N = 15.12. Found: C = 74.62; H = 6.09; N = 15.29 %.

#### ***N*-(4-methoxyphenyl)-5-methyl-2-(phenanthridin-6-yl)-1*H*-pyrrole-3-carboxamide (7a)**

Compound 7a was prepared by using Reissert salt of phenanthridine (3b, 0.6 g, 1.8 mmol), 2-bromo-*N*-(4-methoxyphenyl)acrylamide (5a, 0.45 g, 1.8 mmol) and K<sub>2</sub>CO<sub>3</sub> (0.362 g, 2.62 mmol). Yield 92 %; m.p 290-292°C; <sup>1</sup>H NMR (DMSO-d<sub>6</sub>, 500 MHz, δ ppm): 2.33 (s, 3H, CH<sub>3</sub>), 3.66 (s, 3H, OCH<sub>3</sub>), 6.60 (d, *J* = 2.6 Hz, 1H, ArH), 6.76 (d, *J* = 8.4 Hz, 2H, ArH), 7.41 (d, *J* = 8.5 Hz, 2H, ArH), 7.69 (t, *J* = 7.4 Hz, 1H, ArH), 7.77 (t, *J* = 7.4 Hz, 1H, ArH), 7.84 (t, *J* = 7.6 Hz, 1H, ArH), 7.92 (t, *J* = 7.6 Hz, 1H, ArH), 8.01 (d, *J* = 8.0 Hz, 1H, ArH), 8.14 (d, *J* = 7.8 Hz, 1H, ArH), 8.84-8.9 (m, 2H, ArH), 9.85 (s, 1H, -CONH), 12.20 (s, 1H, NH of Pyrrole); <sup>13</sup>C NMR (DMSO-d<sub>6</sub>, 125 MHz, δ ppm): 12.56 (CH<sub>3</sub>), 55.07 (OCH<sub>3</sub>), 106.71, 113.53, 119.74, 121.15, 122.41, 122.78, 123.48, 125.76, 127.32, 127.61, 128.41, 129.07, 129.30, 129.40, 130.92, 132.28, 132.55, 142.89, 154.52, 154.87, 162.35 (C=O); IR (KBr): 3402 (N-H amide), 3328 (N-H Ar), 3055 (C-H alkene),

1738 (C-H Ar), 1635 (C=O amide), 1307 (C-N Ar), 1202 (C-O ether), 817 (para subs.) 730 (C-H Ar); MS m/z (ES+) 408 (M+); Anal. calculated for C<sub>26</sub>H<sub>21</sub>N<sub>3</sub>O<sub>2</sub>: C = 76.64; H = 5.19 N = 10.31. Found: C = 76.79; H = 5.27; N = 10.49 %.

**5-Methyl-2-(phenanthridin-6-yl)-N-phenyl-1H-pyrrole-3-carboxamide (7b)**

Compound 7b was prepared by using Reissert salt of phenanthridine (3b, 0.6 g, 1.8 mmol), 2-bromo-N-phenylacrylamide (5b, 0.4 g, 1.8 mmol) and K<sub>2</sub>CO<sub>3</sub> (0.362 g, 2.62 mmol). Yield 89 %; m.p 285-287°C; <sup>1</sup>H NMR (DMSO-d<sub>6</sub>, 500 MHz, δ ppm): 2.34 (s, 3H, CH<sub>3</sub>), 6.64 (d, *J* = 1.9 Hz, 1H, ArH), 6.94 (t, *J* = 7.4 Hz, 1H, ArH), 7.18 (t, *J* = 6.8 Hz, 2H, ArH), 7.52 (d, *J* = 7.6 Hz, 2H, ArH), 7.69 (dt, *J*<sub>1</sub> = 7.6 Hz, *J*<sub>2</sub> = 0.8 Hz, 1H, ArH), 7.78 (dt, *J*<sub>1</sub> = 7.6 Hz, *J*<sub>2</sub> = 1.3 Hz, 1H, ArH), 7.84 (dt, *J*<sub>1</sub> = 7.6 Hz, *J*<sub>2</sub> = 1.2 Hz, 1H, ArH), 7.92 (dt, *J*<sub>1</sub> = 7.2 Hz, *J*<sub>2</sub> = 1.1 Hz, 1H, ArH), 8.01 (d, *J* = 7.9 Hz, 1H, ArH), 8.14-8.16 (m, 1H, ArH), 8.86 (d, *J* = 7.4 Hz, 1H, ArH), 8.89 (d, *J* = 8.4 Hz, 1H, ArH), 9.96 (s, 1H, -CONH), 12.26 (s, 1H, NH of Pyrrole); <sup>13</sup>C NMR (DMSO-d<sub>6</sub>, 125 MHz, δ ppm): 12.56 (CH<sub>3</sub>), 106.78, 119.57, 119.60, 122.43, 122.71, 123.49, 125.75, 127.37, 127.65, 128.36, 128.39, 128.44, 129.09, 129.32, 129.71, 130.95, 132.29, 139.44, 142.88, 154.48, 162.64 (C=O); IR (KBr): 3410 (N-H amide), 3327 (N-H Ar), 3054 (C-H alkene), 1759 (C-H Ar), 1597 (C=O amide), 1312 (C-N Ar), 825 (para subs.) 718 (C-H Ar); MS m/z (ES+) 377 (M+); Anal. calculated for C<sub>25</sub>H<sub>19</sub>N<sub>3</sub>O: C = 79.55; H = 5.07 N = 11.13. Found: C = 79.38; H = 5.19; N = 11.26 %.

**5-Methyl-N-(4-nitrophenyl)-2-(phenanthridin-6-yl)-1H-pyrrole-3-carboxamide (7c)**

Compound 7c was prepared by using Reissert salt of phenanthridine (3b, 0.6 g, 1.8 mmol), 2-bromo-N-(4-nitrophenyl)acrylamide (5c, 0.5 g, 1.8 mmol) and K<sub>2</sub>CO<sub>3</sub> (0.362 g, 2.62 mmol). Yield 89 %; m.p 298-300°C; <sup>1</sup>H NMR (DMSO-d<sub>6</sub>, 500 MHz, δ ppm): 2.30 (s, 3H, CH<sub>3</sub>), 6.62 (d, *J* = 2.1 Hz, 1H, ArH), 6.80 (d, *J* = 8.0 Hz, 2H, ArH), 7.51 (d, *J* = 8.2 Hz, 2H, ArH), 7.72 (t, *J* = 7.4 Hz, 1H, ArH), 7.76 (t, *J* = 7.6 Hz, 1H, ArH), 7.85 (t, *J* = 7.4 Hz, 1H, ArH), 7.90 (t, *J* = 7.9 Hz, 1H, ArH), 8.03 (d, *J* = 8.0 Hz, 1H, ArH), 8.17 (d, *J* =

8.0 Hz, 1H, ArH), 8.83-8.88 (m, 2H, ArH), 9.86 (s, 1H, -CONH), 12.21 (s, 1H, NH of Pyrrole); <sup>13</sup>C NMR (DMSO-d<sub>6</sub>, 125 MHz, δ ppm): 12.60 (CH<sub>3</sub>), 106.56, 113.50, 119.73, 121.04, 122.35, 122.80, 123.58, 125.61, 127.08, 127.28, 128.38, 128.86, 129.28, 130.20, 131.90, 132.36, 142.45, 154.12, 154.63, 162.21 (C=O); IR (KBr): 3425 (N-H amide), 3326(N-H Ar), 3032 (C-H alkene), 1666 (C=O amide), 1504 (N-O of Nitro), 1334 (C-N Ar), 825 (para subs.) 748 (C-H Ar); MS m/z (ES+) 377 (M+); Anal. calculated for C<sub>26</sub>H<sub>21</sub>N<sub>3</sub>O<sub>2</sub>: C = 79.55; H = 5.07; N = 11.13. Found: C = 79.38; H = 5.01; N = 11.03 %.

**N-(4-fluorophenyl)-5-methyl-2-(phenanthridin-6-yl)-1H-pyrrole-3-carboxamide (7d)**

Compound 7d was prepared by using Reissert salt of phenanthridine (3b, 0.6 g, 1.8 mmol), 2-bromo-N-(4-fluorophenyl)acrylamide (5d, 0.45 g, 1.8 mmol) and K<sub>2</sub>CO<sub>3</sub> (0.362 g, 2.62 mmol). Yield 92 %; m.p 289-291°C; <sup>1</sup>H NMR (DMSO-d<sub>6</sub>, 500 MHz, δ ppm): 2.34 (s, 3H, CH<sub>3</sub>), 6.56 (d, *J* = 2.4 Hz, 1H, ArH), 6.81 (d, *J* = 8.0 Hz, 2H, ArH), 7.07 (d, *J* = 7.9 Hz, 2H, ArH), 7.72 (t, *J* = 7.4 Hz, 1H, ArH), 7.75 (t, *J* = 7.2 Hz, 1H, ArH), 7.82 (t, *J* = 8.0 Hz, 1H, ArH), 7.89 (t, *J* = 7.6 Hz, 1H, ArH), 7.98 (d, *J* = 7.8 Hz, 1H, ArH), 8.12 (d, *J* = 7.8 Hz, 1H, ArH), 8.82-8.87 (m, 2H, ArH), 9.82 (s, 1H, -CONH), 12.12 (s, 1H, NH of Pyrrole); <sup>13</sup>C NMR (DMSO-d<sub>6</sub>, 125 MHz, δ ppm): 12.56 (CH<sub>3</sub>), 106.45, 114.07, 119.58, 122.02, 122.48, 122.70, 123.37, 125.19, 125.73, 127.19, 127.63, 128.32, 128.74, 129.07, 129.38, 129.56, 130.94, 139.53, 142.30, 154.42, 154.81, 162.28 (C=O); IR (KBr): 3410 (N-H amide), 3330 (N-H Ar), 3056 (C-H alkene), 1744 (C-H Ar), 1658 (C=O amide), 1334 (C-N Ar), 827 (para subs.) 748 (C-H Ar); MS m/z (ES+) 395 (M+); Anal. calculated for C<sub>25</sub>H<sub>18</sub>N<sub>3</sub>OF: C = 75.93; H = 4.59; N = 10.63. Found: C = 76.07; H = 4.71; N = 10.93 %.

**N-(4-chlorophenyl)-5-methyl-2-(phenanthridin-6-yl)-1H-pyrrole-3-carboxamide (7e)**

Compound 7e was prepared by using Reissert salt of phenanthridine (3b, 0.6 g, 1.8 mmol), 2-bromo-N-(4-chlorophenyl)acrylamide (5e, 0.46 g, 1.8 mmol) and K<sub>2</sub>CO<sub>3</sub> (0.362 g, 2.62 mmol). Yield 91 %; m.p 287-290°C; <sup>1</sup>H NMR (DMSO-d<sub>6</sub>, 500

MHz,  $\delta$  ppm): 2.33 (s, 3H, CH<sub>3</sub>), 6.60 (d,  $J = 2.2$  Hz, 1H, ArH), 6.73 (d,  $J = 8.0$  Hz, 2H, ArH), 7.40 (d,  $J = 8.2$  Hz, 2H, ArH), 7.68 (t,  $J = 7.4$  Hz, 1H, ArH), 7.75 (t,  $J = 7.1$  Hz, 1H, ArH), 7.83 (t,  $J = 7.6$  Hz, 1H, ArH), 7.91 (t,  $J = 8.0$  Hz, 1H, ArH), 8.02 (d,  $J = 8.0$  Hz, 1H, ArH), 8.13 (d,  $J = 7.8$  Hz, 1H, ArH), 8.84-8.89 (m, 1H, ArH), 9.83 (s, 1H, -CONH), 12.19 (s, 1H, NH of Pyrrole); <sup>13</sup>C NMR (DMSO-d<sub>6</sub>, 125 MHz,  $\delta$  ppm): 12.56 (CH<sub>3</sub>), 105.97, 113.17, 118.81, 120.95, 121.33, 122.99, 123.58, 125.70, 127.26, 127.69, 128.32, 129.10, 129.42, 129.53, 130.47, 132.25, 132.65, 141.93, 153.98, 154.51, 161.99 (C=O); IR (KBr): 3408 (N-H amide), 3371 (N-H Ar), 3086 (C-H alkene), 1790 (C-H Ar), 1658 (C=O amide), 1311 (C-N Ar), 840 (para subs.) 763 (C-Cl), 709 (C-H Ar) MS m/z (ES+) 411 (M+); Anal. calculated for C<sub>25</sub>H<sub>18</sub>N<sub>3</sub>OCl: C = 72.90; H = 4.41; N = 10.20. Found: C = 73.05; H = 4.59; N = 9.98 %.

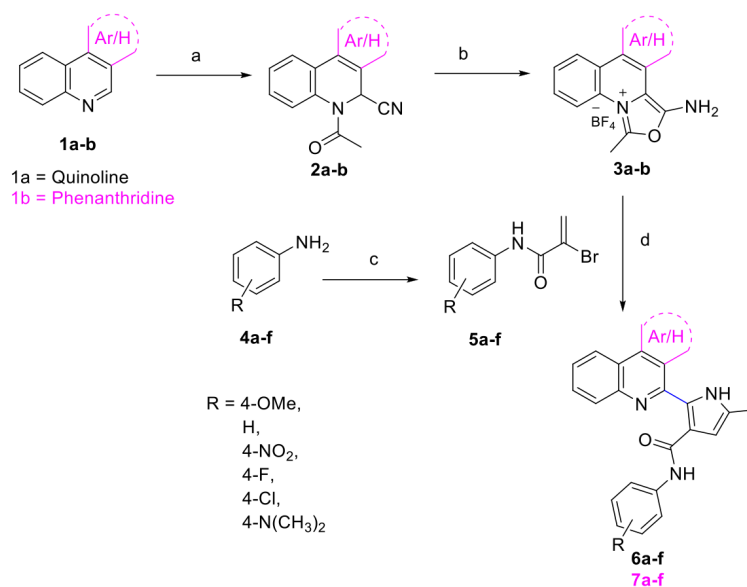
### *N*-(4-(dimethylamino)phenyl)-5-methyl-2-(phenanthridin-6-yl)-1*H*-pyrrole-3-carboxamide (7f)

Compound 7f was prepared by using Reissert salt of phenanthridine (3b, 0.6 g, 1.8 mmol), 2-bromo-*N*-(4-(dimethylamino)phenyl)acrylamide (5f, 0.5 g, 1.8 mmol) and K<sub>2</sub>CO<sub>3</sub> (0.362 g, 2.62 mmol). Yield 86 %; m.p 304-306°C; <sup>1</sup>H

NMR (DMSO-d<sub>6</sub>, 500 MHz,  $\delta$  ppm): 2.33 (s, 3H, CH<sub>3</sub>), 3.05 (s, 6H, 2 × CH<sub>3</sub>), 6.64 (d,  $J = 2.3$  Hz, 1H, ArH), 7.06 (d,  $J = 7.3$  Hz, 2H, ArH), 7.51 (d,  $J = 7.6$  Hz, 2H, ArH), 7.67 (t,  $J = 7.4$  Hz, 1H, ArH), 7.76 (t,  $J = 7.6$  Hz, 1H, ArH), 7.82 (t,  $J = 7.5$  Hz, 1H, ArH), 7.90 (t,  $J = 7.2$  Hz, 1H, ArH), 8.00 (d,  $J = 7.8$  Hz, 1H, ArH), 8.14 (d,  $J = 8.1$  Hz, 1H, ArH), 8.86 (m, 2H, ArH), 9.95 (s, 1H, -CONH), 12.22 (s, 1H, NH of Pyrrole); <sup>13</sup>C NMR (DMSO-d<sub>6</sub>, 125 MHz,  $\delta$  ppm): 12.58 (CH<sub>3</sub>), 42.84 (N(CH<sub>3</sub>)<sub>2</sub>), 106.79, 113.46, 119.70, 120.92, 121.94, 123.35, 125.87, 127.24, 127.66, 128.49, 129.03, 129.30, 129.46, 131.04, 132.29, 132.68, 143.08, 154.57, 154.82, 162.30 (C=O); IR (KBr): 3433 (N-H amide), 3352 (N-H Ar), 3093 (C-H alkene), 1786 (C-H Ar), 1661 (C=O amide), 1357 (C-N Ar), 833 (para subs.); MS m/z (ES+) 421 (M+); Anal. calculated for C<sub>27</sub>H<sub>24</sub>N<sub>4</sub>O: C = 77.12; H = 5.75; N = 13.32. Found: C = 77.37; H = 5.56; N = 13.48 %.

### Result and discussion

The synthesis of *N*-(substituted)-5-methyl-2-(quinoline/phenanthridine)-1*H*-pyrrole-3-carboxamide derivatives (6a-f & 7a-f) are shown in Scheme 1. Commercially available and cheap quinoline (1a) or phenanthridine (1b) were treated with trimethylsilyl cyanide



Reagent and reaction condition: (a) TMS-CN, AlCl<sub>3</sub>, MDC, CH<sub>2</sub>Cl<sub>2</sub>, rt, (b) HBF<sub>4</sub>, AcOH, 60°C, (c) 2,3-dibromopropanoyl chloride, TEA in THF 0 °C (d) K<sub>2</sub>CO<sub>3</sub>, DMF, 100 °C

**Scheme 1.** Synthesis of highly functionalized pyrrole derivatives (6a-f and 7a-f)



and acyl chloride in dichloromethane (DCM) with the catalytical amount of aluminium chloride ( $\text{AlCl}_3$ ) to obtain *N*-acetyl heterocyclic carbonitrile (2a-b). Which were then converted to Reissert hydrofluoroborate salts (3a-b) by treatment with tetrafluoroboric acid in acetic acid at 60°C to afforded excellent yield (90-95 %). The formation of (3a-b) was ascertained from  $^1\text{H}$  NMR of 3b,  $\text{NH}_2$  protons appeared as a singlet at 7.74  $\delta$  (ppm) and its  $\text{D}_2\text{O}$  exchange NMR shows that two protons removed with an exchange of deuterium to confirm the formation of hydrofluoroborate salt. On the other hand, 2-Bromo-*N*-(substituted) acrylamide (5a-f) have been prepared by the reaction between substituted aniline react with 2,3-Dibromopropanoyl chloride in the presence of an organic base to get dienophile (5a-f), a singlet signal at 10.12  $\delta$  (ppm) indicate the formation of amide further support it by the value of 160.59  $\delta$  (ppm) in  $^{13}\text{C}$  NMR to confirm intermediate 5a.

Optimization of cycloaddition reaction of Reissert hydrofluoroborate salt of quinoline 3a as heterodiene and dienophile  $\alpha$ -bromoacrylamide 5a was carried out by various base in a polar solvent under Diels-Alder reaction. Among them, we found optimal conditions in  $\text{K}_2\text{CO}_3$  as base and DMF as a solvent to afforded compound 6a in excellent yield (Table 1).

Having an optimal protocol in our hand, we examined the generality of a method by varying Reissert hydrofluoroborate salts (3a-b) and  $\alpha$ -bromoacrylamides (5a-f) under the

same reaction condition to afforded highly functionalized pyrrole derivatives (Table 2).

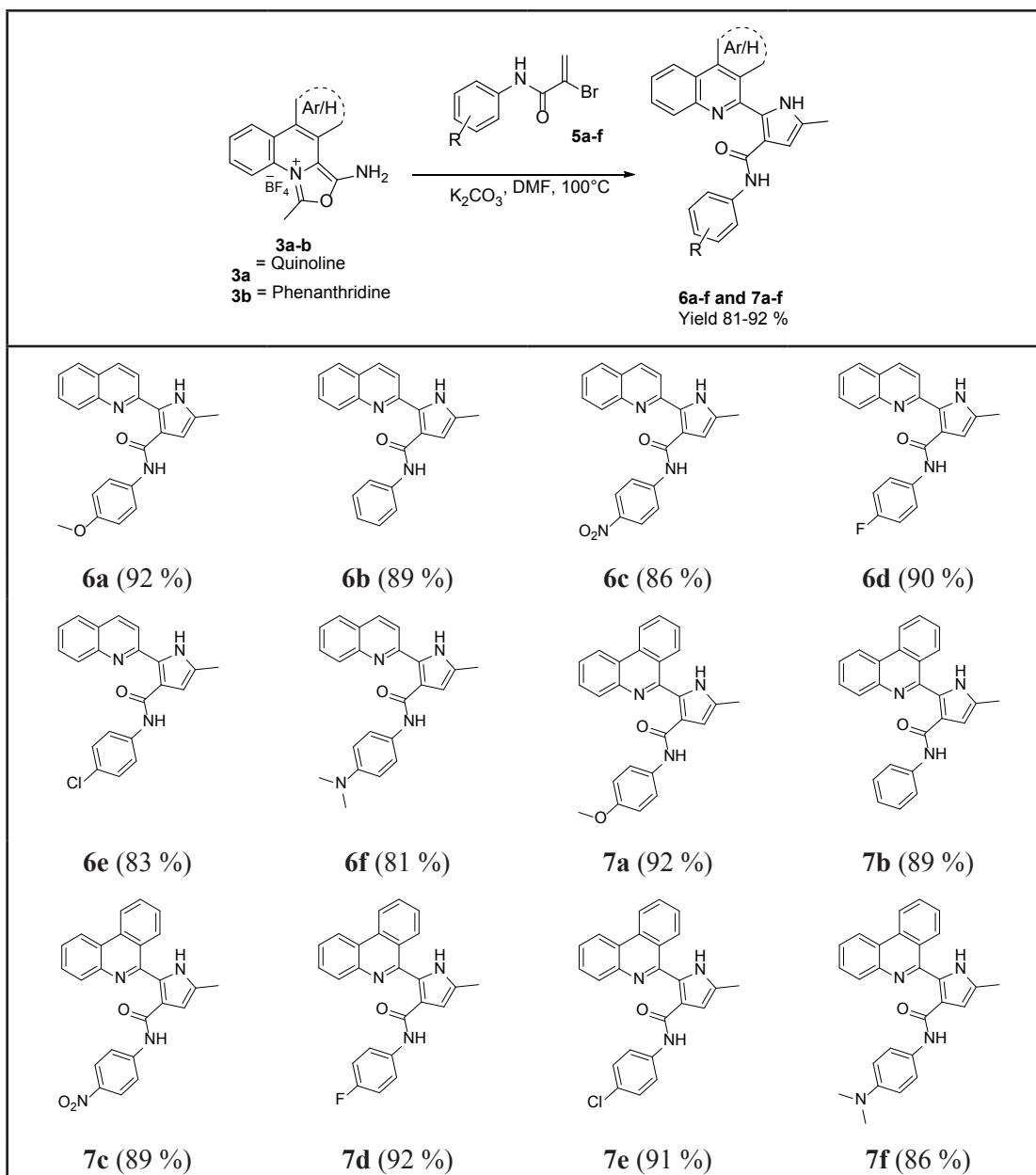
A plausible mechanistic transformation depicted in Scheme 2, were 3a-b react with acrylamide derivatives under [4+2] cycloaddition reaction. Apart from this, bicycle intermediate was form followed by an electron-rich amine group stabilized via cleavage of C-O bond and rearrange to get iminium ion and a ketone group. Under the essential condition, iminium ion was activated and attack on carbonyl carbon to get a substituted pyrrolidine followed by rearrangement and elimination to afforded targeted compounds. The newly synthesized compounds were confirmed by IR, Mass,  $^1\text{H}$  NMR, and  $^{13}\text{C}$  NMR spectroscopy. The  $^1\text{H}$  NMR spectrum of 6a displays two protons at 12.39 and 11.82  $\delta$  (ppm) but NMR was recorded with active deuterium; the amidic proton was exchanged by deuterium. It is known that  $\text{D}_2\text{O}$  exchange NMR shows only one proton at 12.84  $\delta$  (ppm) which indicates the formation of pyrrole. As final remarks, the regioselective formation of pyrrole has been further confirmed by homonuclear  $^1\text{H}$ - $^1\text{H}$  COSY spectrum (Fig. 2) and heteronuclear correlation  $^1\text{H}$ - $^{13}\text{C}$  HSQC spectrum (Fig. 3) of compound 7a. It was a manifest correlation between NH and CH of the pyrrole ring (Fig. 4). Doublet signal at 6.60  $\delta$  (ppm) attributed to the presence of pyrrole ring. Besides, long-range coupling between the hydrogen of a nitrogen atom and CH gives spin coupling constant value is 2.6 Hz indicates long-range spin-spin coupling has been observed.

**Table 1. Optimization of the reaction condition for the synthesis of *N*-(4-methoxyphenyl)-5-methyl-2-(quinolin-2-yl)-1*H*-pyrrole-3-carboxamide (6a)**

Entry	Base <sup>a</sup>	Solvent	Yield (%) <sup>b</sup>	Time (h)
1	Pyridine	Pyridine	15	18
2	KOH	DMF	73	10
3	NaOH	DMF	70	10
4	$\text{CsCO}_3$	DMF	69	6
5	$\text{Na}_2\text{CO}_3$	DMF	78	5
6	$\text{K}_2\text{CO}_3$	DMF	92	3

<sup>a</sup> Reaction condition: condensation of 3a (1.8 mmol) and 5a (1.8 mmol) in the presence of Base (2.62 mmol) in solvent (10.0 mL) at 100°C; <sup>b</sup> Isolated yield of compounds

**Table 2. Synthesized pyrrole derivatives (6a-f, 7a-f)**



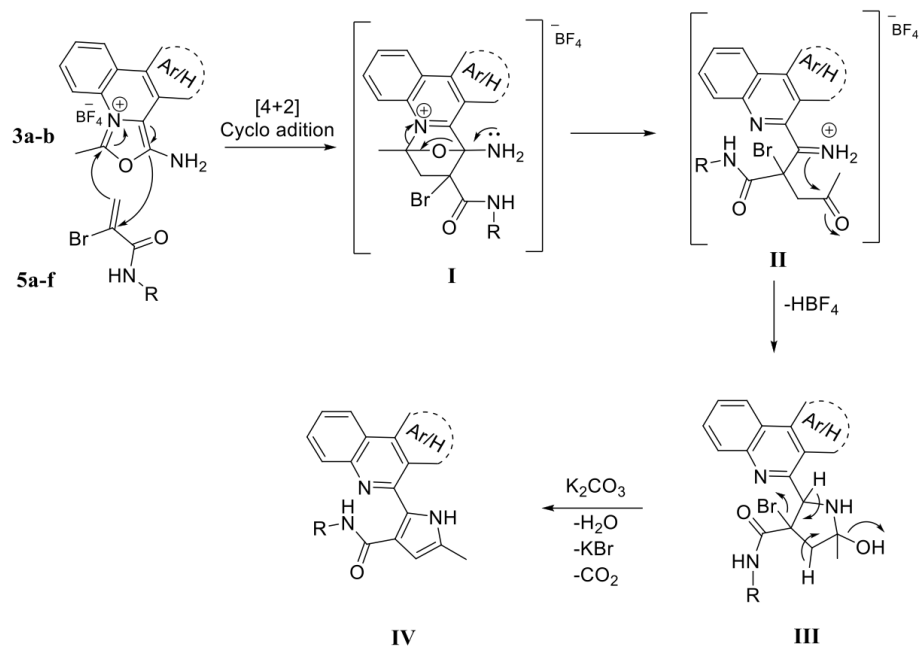
### Conclusions

In summary, we have explored the ability of  $\alpha$ -bromoacrylamide as a dienophile for the cycloaddition reaction of Reissert hydrofluoroborate salt. We have developed an efficient protocol for the synthesis of highly functionalized pyrrole derivatives (6a-f and 7a-f) via cycloaddition reaction of Reissert hydrofluoroborate salt of quinoline/phenanthridine and  $\alpha$ -bromoacrylamides. The reaction smoothly affords the de-

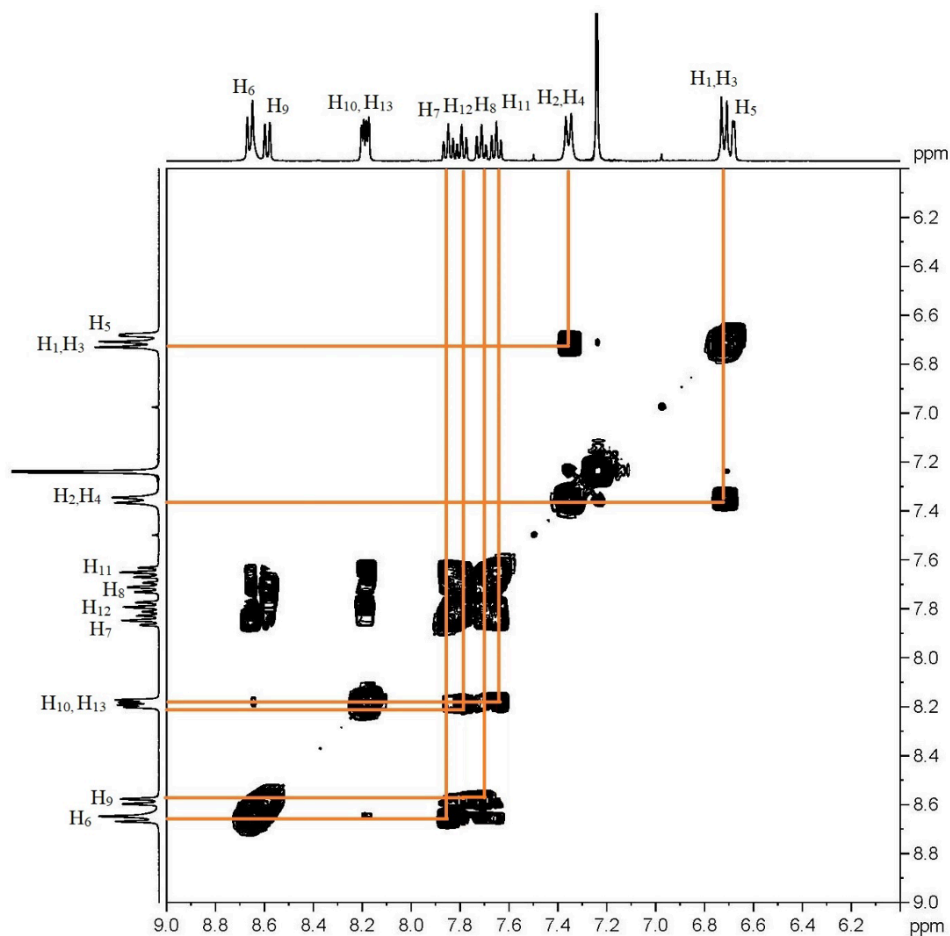
sired cycloaddition product in very good to excellent yields. The present protocol is easy to work up and useful for the facile access of a wide range of structurally diverse pyrrole derivatives.

### Supporting information

Representative  $^1\text{H}$  and  $^{13}\text{C}$  NMR, COSY and HSQC of newly synthesized compounds are available in supporting information.



**Scheme 2.** A plausible mechanism for the formation of Pyrrole derivatives



**Figure 2.**  $^1\text{H}$ - $^1\text{H}$  COSY NMR spectrum of compound **7a**

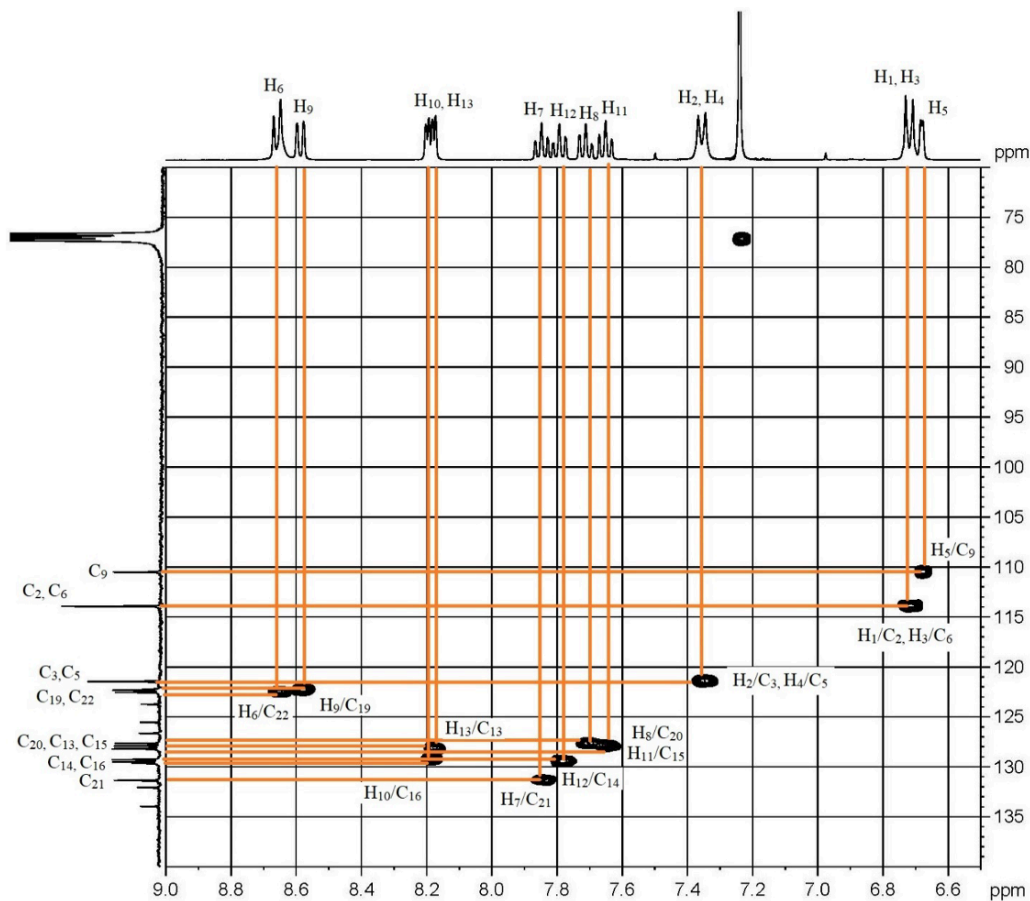


Figure 3. HSQC NMR spectrum of compound 7a

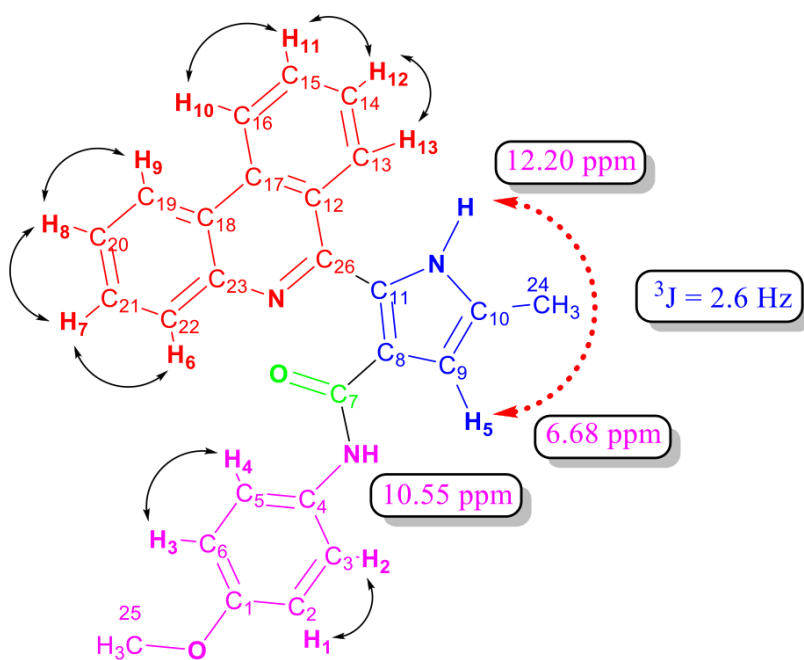


Figure 4. Structure of compound 7a with COSY and HSQC correlation

## Acknowledgment

Authors are thankful to the School of Science, RK University & Faculty of Science, Atmiya University, Rajkot for providing a laboratory

experiment facility. We also thank to the Central Instrumental facility (CIF), Shree M. & N. Virani Science College (Autonomous) for providing spectral analysis.

## Reference

1. **Walters, L.R., Iyer, N.T., McEwen, W.E. (1958).** Condensation of Aldehydes and Ketones with Reissert Compounds. *J. Am. Chem. Soc.* 80(5): 1177-1181.
2. **Reissert, A. (1905).** Ueber die Einfuhrung der Benzoylgruppe in tertiare cyclische Basen. *Ber.* 38(2): 1603-1614.
3. **Popp, F.D. (1968).** Reissert Compounds. *Adv. Heterocycl. Chem.* 1-25.
4. **Boekelheide, V., Godfrey, J.C. (1953).** Syntheses of 7,8-Benzopyrrocoline Derivatives. A Novel Reaction of Reissert Compounds. *J. Am. Chem. Soc.* 75(15): 3679-3685.
5. **Elliott, I.W., Leflore, J.O. (1963).** The Reduction of Acid Adducts of Isoquinoline Reissert Compounds. *J. Org. Chem.* 28(11): 3181-3184.
6. **Bridge, A.W., Hursthouse, M.B., Lehmann, C.W., Lythgoe, D.J., Newton, C.G. (1993).** Novel Cycloadditions of Isoquinoline Reissert Salts. *J. Chem. Soc. Perkin Trans. 16:* 1839-1847.
7. **Popp, F.D. (1979).** Developments in the Chemistry of Reissert Compounds. *Adv. Heterocycl. Chem.* 24: 187-214.
8. **Uff, B.C. (1985).** Nature of Reissert analogy derived from N,N-Dialkyl and N,N-Diaryl carbamoyl chlorides. *J. Heterocycl. Chem.* 22: 1065-1069.
9. **Gibson, H.W. (1989).** Novel tricyclic heterocycles (benzopyrrocolines) arising via carbanion attack on a nitrile function. *J. Heterocycl. Chem.* 26: 361-364.
10. **Nazeri, M.T., Farhid, H., Mohammadian, R., Shaabani, A. (2020).** Cyclic Imines in Ugi and Ugi-Type Reactions. *ACS Comb. Sci.* 22(8): 361-400.
11. **Xia, Z.L., Xu-Xu, Q.F., Zheng, C., You, S.L. (2020).** Chiral phosphoric acid-catalyzed asymmetric dearomatization reactions *Chem. Soc. Rev.* 49(1): 286-300.
12. **Fife, W.K. (1983).** Regioselective Cyanation of Pyridine 1-Oxides with Trimethylsilanecarbonyl nitrile: A Modified Reissert-Henze Reaction. *J. Org. Chem.* 48(8): 1375-1377.
13. **Asahara, H., Kataoka, A., Hirao, S., Nishiwaki, N. (2015).** Functionalization of a Pyridine Framework through Intramolecular Reissert-Henze Reaction of N-(Carbamoyloxy)pyridinium Salts and Unexpected Insertion of Etheral Solvents. *Eur. J. Org. Chem.* 3994-3999.
14. **Mamedov, V.A., Mamedova, V.L., Syakaev, V.V., Khikmatova, G.Z., Korshin, D.E., Kushatov, T.A., Latypov, S.K. (2018).** A new and efficient method for the synthesis of 3-(2-nitrophenyl) pyruvic acid derivatives and indoles based on the Reissert reaction. *Tetrahedron Lett.* 59(44): 3923-3925.
15. **Cai, Y., Gu, Q., You, S.L. (2018).** Chemoselective N-H functionalization of indole derivatives via the Reissert-type reaction catalyzed by a chiral phosphoric acid. *Org. Biomol. Chem.* 16(33): 6146-6154.
16. **McEwen, W.E., Calabro, C.C., Calabro, M.A., Ortega, A.M., Stott, P.E., Zapata, A.J., Zepp, C.M., Lubinkowski, J.J. (1979).** Condensation of Reissert Hydrofluoroborate Salt with Alkenes and Alkynes. *J. Org. Chem.* 44(1): 111-117.
17. **Blaskó, G., Kerekes, P., Makleit, S. (1987).** Reissert synthesis of isoquinoline and indole alkaloids. *Alkaloids Chem. Pharmacol.* 31: 1-28.
18. **Zurro, M., Asmus, S., Bamberger, J., Beckendorf, S., García Mancheño, O. (2016).** Chiral Triazoles in Anion-Binding Catalysis: New Entry to Enantioselective Reissert-Type Reactions. *Chem. - A Eur. J.* 22(11): 3785-3793.
19. **Liu, W., Liu, S., Jin, R., Guo, H., Zhao, J. (2015).** Novel strategies for catalytic asymmetric



- synthesis of C1-chiral 1,2,3,4-tetrahydroisoquinolines and 3,4-dihydro-tetrahydroisoquinolines. *Org. Chem. Front.* 2(3): 288-299.
20. **Otto, N., Opatz, T. (2014).** Heterocycles from  $\alpha$ -Aminonitriles. *Chem. - A Eur. J.* 20(41): 13064-13077.
  21. **McEwen, W.E., Wang Huang, I.C., Cartaya Marin, C.P., McCarty, F., Segnini, E.M., Zepp, C.M., Lubinkowski, J.J. (1982).** Merostabilization of Biradicaloid Intermediates as a Factor in Determining Rates and Regioselectivity in [4 + 2] Cycloaddition Reactions of Reissert Hydrofluoroborate Salts with alkenes and Alkynes. *J. Org. Chem.* 47(16): 3098-3105.
  22. **Anderson, W.K., DeRuiter, J., Heider, A.R. (1985).** 1,3-Dipolar Cycloaddition Reactions with Tetrafluoroborate and Trifluoromethanesulfonate Salts of 1,2-Dihydro- and 1,2,3,4-Tetrahydroquinoline Reissert Compounds. *J. Org. Chem.* 50: 722-724.
  23. **McEwen, W.E., Alcira Hernandez, M., Ling, C.F., Marmugi, E., Padronaggio, M., Zepp, C.M., Lubinkowski, J. (1981).** Substituent Effects in the Cycloaddition Reactions of Reissert Hydrofluoroborate Salts with Alkenes. *J. Org. Chem.* 46(8): 1656-1662.
  24. **Ahmad, S., Alam, O., Naim, M.J., Shaquiquzzaman, M., Mumtaz Alam, M., Iqbal, M. (2018).** Pyrrole: An insight into recent pharmacological advances with structure activity relationship. *Eur. J. Med. Chem.* 157: 527-561.
  25. **Patel, A.S., Jain, V., Rao, V.N., Lin, Y.-W., Shah, A., Lai, K.-C., Su, T.-L., Lee, T.-C. (2020).** Design, synthesis and antitumor evaluation of pyrrolo[1,2-f]-phenanthridine and dibenzo[f,h]pyrrolo[1,2-b]isoquinoline derivatives. *Eur. J. Med. Chem.* 202: 112516.
  26. **Li, Z., Luo, M., Cai, B., Rashid, H.U., Huang, M., Jiang, J., Wang, L., Wu, L. (2018).** Design, synthesis, biological evaluation and structure-activity relationship of sophoridine derivatives bearing pyrrole or indole scaffold as potential antitumor agents. *Eur. J. Med. Chem.* 157: 665-682.
  27. **Baral, N., Mishra, D.R., Mishra, N.P., Mohapatra, S., Raiguru, B.P., Panda, P., Nayak, S., Nayak, M., Kumar, P.S. (2020).** Microwave-assisted rapid and efficient synthesis of chromene-fused pyrrole derivatives through multicomponent reaction and evaluation of antibacterial activity with molecular docking investigation. *J. Heterocyclic Chem.* 57: 575-589.
  28. **Popp, F.D., Soto, A. (1963).** Reissert Compound Studies. Part V. Nature of the Acid Chloride. *J. Chem. Soc.* 1760-1763.
  29. **Beria, I., Caldarelli, M., Geroni, C., Mongelli, N., Reinach, B., Vignati, L., Paolo, C. (2002).** Cytotoxic Alpha-Bromoacrylic Derivatives of Low Molecular Weight. *Bioorg. Med. Chem. Lett.* 12: 1467-1471
  30. **Martin, H., Pissiotas, G. (1972).** Alpha-bromoacrylc-acid-anilide fruit abscission agents. U.S. patent 3881909.
  31. **Wu, H., Yang, B., Zhu, L., Lu, R., Li, G., Lu, H. (2016).** High-Valent Palladium-Promoted Formal Wagner-Meerwein Rearrangement. *Org. Lett.* 18: 5804-5807.